


the 26th Annual Angeles Crest 100-Mile Endurance Run

August 3-4, 2013



SOUTHERN CALIFORNIA'S CLOSEST WINTER RESORT
**mountain
high** 

Introduction

Invitation

We are proud to host the 26th Annual Angeles Crest 100 for the fine men and women who have decided to compete in this year's event.

The catastrophic Station Fire canceled the 2009 Race, and was the second time in less than ten years we've had to cancel. This prompted us to reschedule our race date to avoid the fire season.

This fire has also irrevocably changed the mountains we know and love—the changes wrought by this disaster will be visible for a good part of the course. Time and the continuing work of the Angeles Crest 100 Trail Volunteers have joined efforts to restore and renew trails in the Angeles National Forest. Without the contributions of these volunteers and hundreds others like them, the trails that make this race would cease to exist.

In coordinating an event of this size, problems or unanticipated situations may arise. The Race has developed cooperative and amicable relations with various State and Federal agencies (CalTrans, Dept of Fish & Wildlife, and the US Forest Service for example) which have enabled us to keep moving forward.

We ask your patience as we work towards improving our race every year.

Thank you for your support,

Ken

Ken Hamada, Race Director

Hal

Hal Winton, Co-Race Director

Andy

Andy Morehead, Assistant Race Director

Gary

Gary Hilliard, Assistant Race Director



Below: The Station Fire = cancelled 2009 race, as seen from Griffith Park, 25 miles SW of the blaze.

Editor's Notes

The 2013 AC100 Race Book was created with the runner, pacer and crew in mind. We're bringing in color for the online PDF version, which will show the Race in a new light.

Jim O'Brien's 1989 record time will challenge you, and Suzanna Bon's 2008 women's record shows what you can do with a careful race strategy.

The race finishes again at Loma Alta Park in Altadena. See pages 16-18 for details.

All this takes place in Southern California's dynamic natural environment. Long-term drought conditions are affecting the forests of the San Gabriels. Add human mischief as arson and chaos erupts.

In September 2002, two major fires ignited within eighteen days of each other.

The 2009 Station Fire consumed over 160,000 acres before it was contained, after over seven weeks of desperate efforts.

After each of these catastrophes, many hillsides and roadbeds slides occurred.

Currently, Highway 2 is open. The "Plan B" Detour Map is still in the book should conditions warrant.

Trail maps were drawn from the Tom Harrison map series: The Angeles Crest Front Range, and The Angeles Crest High Country. They are the best reference sources available.

Every AC100 finisher is indexed by time and name, and are updated annually. Many of you will see yourselves in these lists.

Some of you remember the years when you didn't finish. But you came back the next year and made it right. This RaceBook is dedicated to you.

Yours truly,

Larry

Larry Gassan
AC100 RaceBook Editor



Start of the 2000 Angeles Crest 100, Oct 30, 0500 sharp.

On Persistence and Determination

“Press on — nothing in the world can take the place of persistence. Talent will not; nothing is more common than unsuccessful men with talent. Genius will not; unrewarded genius is almost a proverb. Education alone will not; the world is full of educated derelicts. Persistence and determination alone has unlimited potential.”

— Calvin Coolidge



The fun stopped a long time ago. Mile 59, Short Cut Aid Station, 2007.

Contents

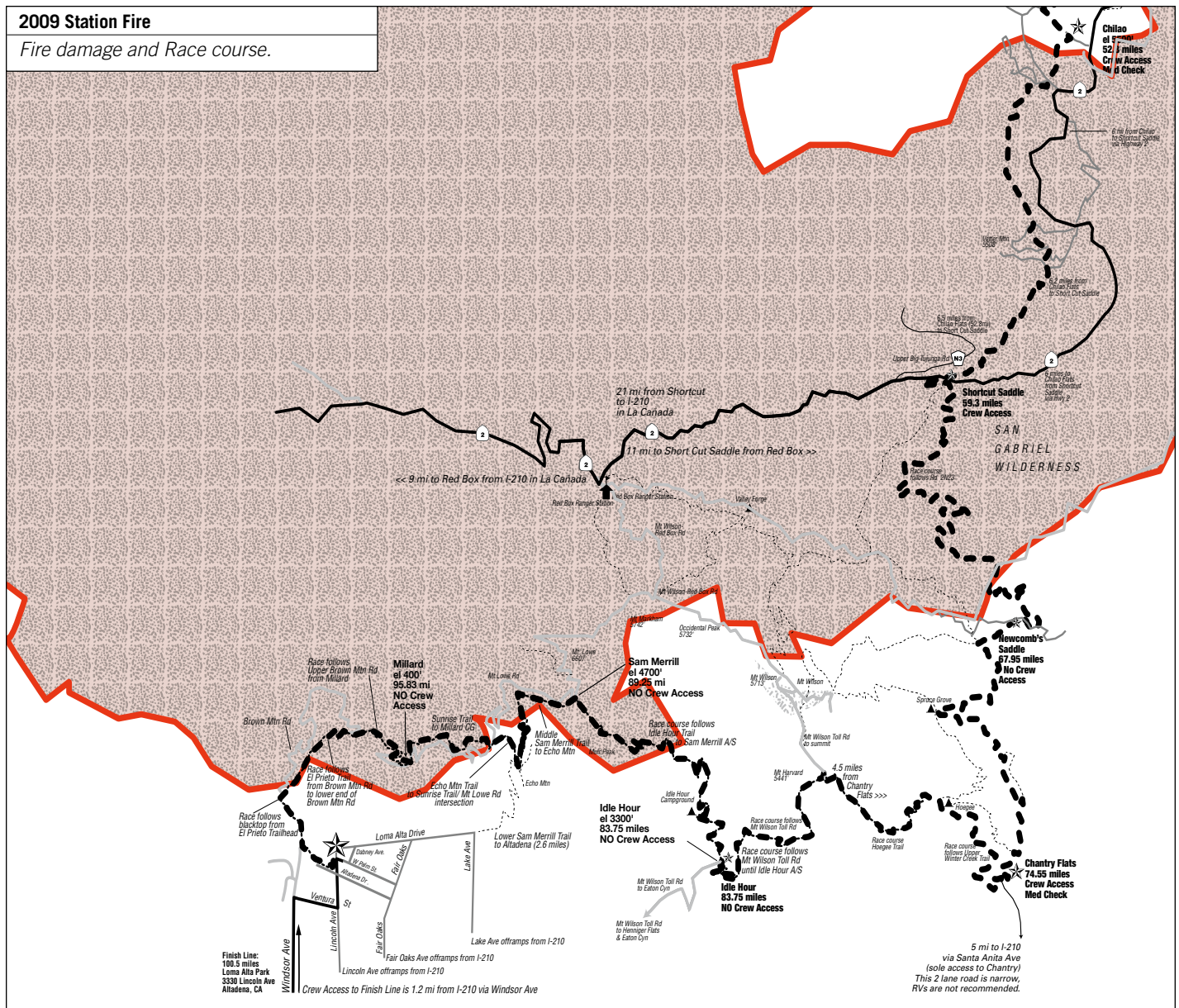
Introduction 2

Table of Contents 3

The 2009 Station Fire: Holocaust of the Angeles Crest 4

1. Race Day Schedule 6
2. Rules And Procedures 8
3. Race Course Description 11
4. Driving the Course 18
5. Awards 20
6. 2013 Race Team and Volunteers 24
7. Course Flora and Fauna 26
8. Finishers by Rank 29
9. Finisher Index 46
10. Trail Work, post-Station Fire 56
11. The AC100 and the Pleasant View Ridge Wilderness Problem 58
12. Course Maps 60
13. Lodging & Resource Index 68
14. 1988: The Original Five Hundreds Compared in UltraRunning Magazine 71
15. Mileage Guide, Driving From Wrightwood to The Finish Line 72
16. Checkpoint Chart / Elevation Profile 73

The 2009 Station Fire: Holocaust of the Angeles Crest



The 2009 Station Fire's effect on the Angeles Crest 100 Race Course

The 2009 Station Fire Overview

The Station Fire began on August 26, 2009 and burned out of control for over six weeks. Full containment was not declared until October 16, 2009. The fire consumed 160,577 acres (251 sq mi), destroyed 209 structures, including 89 homes.

The fire started in the Angeles National Forest near the U.S. Forest Service ranger station on the Angeles Crest Highway (State Highway 2), approximately 4 miles north of La Cañada.

The blaze threatened 12,000 structures in the National Forest and the nearby communities of La Cañada Flintridge, Glendale, Acton, La Crescenta, Littlerock and Altadena, as well as the Sunland and Tujunga neighborhoods of the City of

Los Angeles. Many of these areas faced mandatory evacuations as the flames drew near, but as of September 6, all evacuation orders were lifted. The Station Fire burned up the western slopes of Mount Wilson, threatening numerous television, radio and cellular telephone antennas on the summit. Also threatened were the Mount Wilson Observatory, which includes several historically significant telescopes and multi-million-dollar astronomical facilities operated by UCLA, USC, UC Berkeley and Georgia State University.

A 40-mile stretch of the Angeles Crest Highway from La Cañada to Upper Big Tujunga Cyn was closed indefinitely due to guardrail and sign damage, although the pavement remained largely intact.

On September 3, 2009, officials announced that the Station Fire was caused by arson, and that a homicide investigation had been initiated.

The Station Fire claimed the lives of two Los Angeles County firefighters who were killed when their vehicle left the roadway due to heavy smoke conditions. The two firefighters had been assigned to a fire inmate hand crew camp (jointly operated by the Los Angeles County Fire Department and California Department of Corrections) had been searching for a safe escape zone to help evacuate the camp's inmate crews who were being forced to evacuate due to the Station Fire threatening the camp.

As of September 15, \$93.8 million had been spent fighting the fire at 91% contained



The Station Fire, Day 5, from Griffith Park, 15 miles south of the blaze. The blaze created its own towering pyrocumulus cloud, generating fierce updrafts and near-nuclear vortexes that were unstoppable. All the firefighters could do was to shape the blaze, and hold on desperately to key points like the Mt. Wilson complex. On September 10 it was feared that Mt Wilson was lost, but it wasn't.



Station Fire aftermath, November 2009. View to the west from the Rincon-Red Box Road to the Hwy 2-Mt. Wilson Rd junction.

with full containment by September 19. It was 100% contained at 7:00 P.M. PST on Friday, October 16, 2009, due to moderate rainfall.

Property owners and concerned citizens are demanding a formal Congressional

investigation as to why the U.S. Forest Service did not contain the fire within the first 48 hours when it was manageable.

The long-term losses of old-growth forests, all animal species, insects, birds and reptiles are only beginning to be calculated. At

160,557 acres, the Station Fire is the 10th largest in modern California history, and the largest wildfire in the modern history of Los Angeles County, passing the 105,000-acre (164 sq mi) Clampitt Fire of September 1970.

1. Race Day Schedule



Garry Curry, AC100 finisher since 1986

Race Weekend Weather

Expect plenty of heat for August 3-4.
All weather data drawn from:
<http://www.wunderground.com>

Weather Data

	Max High	Min Low	Average
Wrightwood	• 81°	• 56°	• 66°
Altadena	• 91°	• 59°	• 75°

Sun/Moon

	Rise	Set
Sun	6:05 AM	7:52 PM
Moon	10:33 AM	10:13 PM
Length of Day	14H 47M	
Length Of Visible Light	14H 41M	
Moon Phase: waxing crescent, irrelevant	●	

Race Weekend: Schedule of Events

Friday, Aug 2 in Wrightwood: Wrightwood Community Building

- 9:00 a.m. – 12:00 p.m.
- Medical checkup.
 - Drop bag collection: 9:00 a.m. – 12:00 p.m. (truck will pick up drop bags at 1:00 p.m. sharp)
 - Welcome
 - Medical Concerns
 - USFS Concerns
 - Search & Rescue Concerns
 - Trail Briefing/Slide Presentation

Wrightwood Community Building

- 6:00 p.m.
- Spaghetti dinner at 6p.m. at the Wrightwood Community Center. The dinner is sponsored by the Wrightwood Lions Club.

Saturday, Aug 3 in Wrightwood:

- 4:00 a.m – Runner Check-in at the Wrightwood Community Building
- 4:30 a.m – Hal Winton presents the Invocation.
- 5:00 a.m – Andy Morehead and the Wrightwood firefighters start the race. Go!

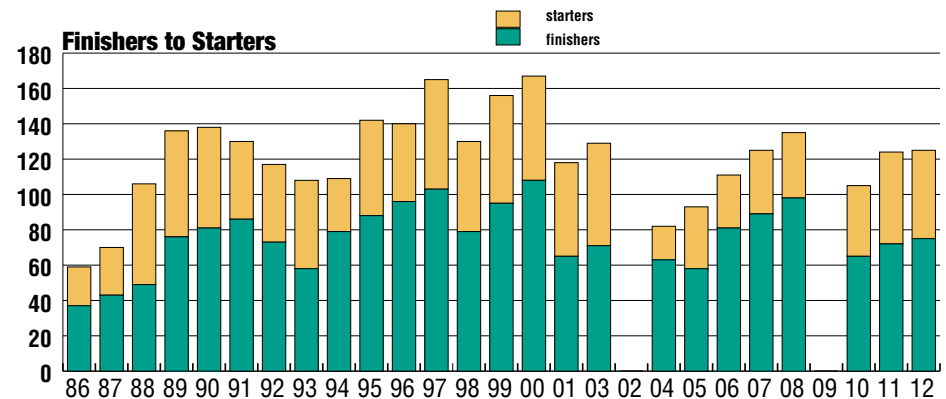
Sunday, Aug 4 at Loma Alta Park, Altadena:

- 5:00 a.m – 24hr Buckle cut-off
- 6:47 a.m – 2nd Sunrise Buckle cut-off
- 2:00 p.m. (sharp) Finish of race
- 2:30 p.m. – 3:30 p.m. Picnic and Award Ceremony

Race Distances

1986-91	101.99
1992	101.35
1993, 94	101.08
1995	100.90
1996 & 1997	100.53
1998 on	100.5

Just so you know: Jim O'Brien set the record on the long course.



Ratio of starters to finishers, 1986-2012.

The Race is remarkably true to the original course laid out by Del Beaudoin in 1986. We now finish at Loma Alta Park, which replaces the Johnson Field location we've used since 1992.

The overall distance is still the same. You, lucky runner, get a final trail climb before hitting the blacktop to the finish line.

The initial Cooper Canyon section has been temporarily replaced by a road section awaiting the outcome of an Environmental Impact Report regarding the Yellow Legged Frog. So far, Froggy is holding all the face cards.

In '96, a scenic PCT trail section replaced the "death-march" road climb out of Cooper Cyn. A short (.85 mile) trail section overlooking Sulfur Springs replaced an asphalt grade. In '99 the AC100 Trail Volunteers built the "Winton Bypass" below Manzanita Ridge on Mt. Wilson, replacing a 16% grade ridge-run.

Everything else is the same as it was for the first 37 finishers in 1986.

It's all yours—go for it.



Jorge Pacheco, eventual winner of the 2003 Race.

2. Rules And Procedures



Tom Nielsen, Cloudburst Summit, 1999

The AC100 Race Rules And Procedures are designed for the safety and well-being of everyone involved in the race; including runners, pacers, crews, volunteers and spectators. Failure to comply with these rules may result in disqualification of the runner.

1) Runner Responsibilities

The runner is responsible for knowing all the rules.

2) Pack Out What You Pack In

Do not use the Brown Bear-Proof Trash Containers. The future of the race depends on it.

3) Race Packet Pick-up

Only runners entered in the Race will be allowed to pick up their race packet. ID (i.e., drivers license) will be required.

4) No “muling”

Runners must carry all of their own fluids, food, clothing and other supplies needed for use between checkpoints.

5) No unauthorized aid, caches or drops.

No one is allowed to cache, drop, or store supplies on the AC100 course before or during the Run. Runners are not allowed aid between checkpoints. Crews are forbidden to leave aid along the trail during the run.

Do not use highway crossings at **Kratka Ridge, Pajarito, or Glenwood Springs** to provide aid to runners.

Runners whose crews and friends using the AC100 course and aid stations on race weekend for training runs will be disqualified.

g) No Course-Cutting

Runners must follow the marked course at all times. If the Runner departs from the marked course, the runner must return to the point of departure on foot before continuing. Cutting the course is grounds for immediate disqualification.

7) Checking In/ Checking Out Protocols

It is the Runner's responsibility to properly check in and check out of each checkpoint. Bib numbers must be clearly visible. You now

will be issued two bib numbers—for your hat and outerwear.

Congestion is a problem at crowded early-race checkpoints. Therefore:

- Entering the Checkpoint: Runner will say “Runner bib (XXX) entering!” to Run Official.
- Exiting the Checkpoint: Runner will say “Runner bib (XXX) leaving!” to Run Official.

8) Pacers

Runners may be aided by a Pacer starting at the Chilao Checkpoint (mile 52). Only one Pacer will be allowed to accompany each Runner between each checkpoint. Runners 65 and over will be allowed a pacer from the start in Wrightwood.

Aid will be available for both the Runner and the Pacer. Both runner and pacer must receive their aid at the designated checkpoints. However, if a shortage occurs, Runners have priority.

9) If you want to pace

If someone wants to pace a runner, please let the Chilao (52 miles), Short Cut

(59.3 miles), or Chantry Flats (75 miles) Checkpoint Coordinator know. They will keep a list of available Pacers. Out-of-state Runners who have come the greatest distance have priority

10) Cutoff times

Cutoff times will be enforced at each Checkpoint by the Checkpoint Leaders. Their decisions are final, no exceptions. Cutoffs are listed at the back of this book. If you are not clear about cut-offs, ASK!

11) Highway Crossings

The main concern is safe movement of pedestrian and vehicle traffic. Vehicles have right of way at all times.

There will be a Run Official (flagman) at each highway-crossing checkpoint. The Runner is a pedestrian and must obey all Run Official directions; and all laws pertaining to highway pedestrian crossings.

12) If you decide to drop

If any Runner is unable to complete the Run, the Runner must notify a Run Official. The medical wristband (provided at the pre-race medical check in Wrightwood) must be surrendered. Upon surrendering the medical wristband, the runner is officially out of the race.

If Run Officials do not get the runner's medical wristband and the runner does not show up at the next checkpoint within a reasonable time, Run Officials will assume that the runner is lost and notify Search and Rescue. Leaving the race without informing a Run Official is grounds for disqualification.

13) If you get lost

If you get lost or injured, do not attempt to find your way cross country. STAY ON THE TRAIL AND WAIT. Wandering aimlessly, especially at night, will reduce your chances of being found.

14) Do Not Litter

Carry your trash or leave it at checkpoints. The future of the Race depends on it.

Support Crews and Other Issues

Support crews are not essential. There is adequate aid station support along the course with water, electrolyte replacement fluids, food and medical aid. In addition, drop bags are allowed at all major checkpoints (see Checkpoint Chart, p 67)

If you do have a crew, please note:

- Many checkpoints are close to the Angeles Crest Highway (Hwy 2). Whether on foot or in vehicles, crews must not impede highway traffic.
- Crews should carpool when possible to prevent traffic problems.

- Crews must comply with Run Officials directing traffic. Those who don't could get their runner disqualified.
- Only support crew vehicles are allowed in congested parking areas.
- Crews are NOT allowed at checkpoints marked "NO" in the crew column of the AC100 Checkpoint Table.
- No dogs allowed at any checkpoints or on the course.

Checkpoints Closed to Crews

Mt. Hillyer will be closed to support crews. Absolutely no support vehicles allowed on the road to Hillyer!

Chantry Flats is the last crew access point over the final 25 miles of the course

Newcomb's Saddle, Idlehour Trail, Sam Merrill Trail, and Millard Campground are closed to crew access. Use drop bags for flashlights, batteries and warm clothing.

Drop Bag Service & Procedure

We urge runners to use this service. You get what you need when you need it, and using drop bags instead of crews helps minimize highway traffic.

To insure that your Drop Bags get to the correct Checkpoint, please do the following:

- Use only black "chisel tip" Sharpie permanent marker pens
- The following info must be on each Drop Bag: **your name, bib number, and checkpoint.**

Your bib number is what we use to retrieve your drop bag at each Checkpoint, where they are arranged by bib number. When the bib number is not clear/visible, especially at the evening/night checkpoints, it will slow down the retrieval of your bag. **Do not use ball-point pens, water-soluble markers, etc. THIS WILL ONLY SLOW YOU DOWN.**

Drop bags will be collected on Friday morning between 8a.m. — 1 p.m. in front of the Wrightwood Community Building. Be sure that all bags are securely tied and labeled. Drop bags will then be picked up at 1:00 p.m. Friday afternoon.

Mt. Hillyer Trail, Newcomb's Pass, Idlehour Trail, Sam Merrill Trail, and Millard Campground Checkpoints are closed to crews but have drop bag service. Newcomb's Pass, Idlehour and Sam Merrill get cool at night. Warm clothing may be needed for these sections.

All drop bags will be returned to the Finish area. Don't bring your favorite t-shirt or expensive clothing. Drop bags can get lost

No Shuttle Service

There is no formal shuttle service to bring runners back to Wrightwood. Runners are responsible for making their own arrangements.

Trail Marking

Trails are marked with yellow surveyor ribbon and biodegradable powder. Night sections are marked by glow-sticks in difficult areas.

Biodegradable powder will be used to mark the trail near campgrounds, since campers have been known to remove ribbons and glowsticks. Checkpoint Coordinators know about problem areas and will re-mark the trail as necessary.

EMTs and the Volunteer Medical Team

The race is staffed by an all-volunteer medical team, led by the Medical Director.

HAM Radio Communication

HAM radio operators will be tracking runners' progress at each checkpoint. Arrival, departure, and drop information will be distributed among Checkpoints and to a database at the finish area using integrated radio communications and computers. This system not only makes it possible to locate runners' positions throughout the race, it also facilitates emergency response.

Medical Concerns: Dehydration


Dehydration is the most common medical problem for endurance runners. To monitor hydration, runners will be weighed at major medical checkpoints. Weights will be compared to the baseline weight on the runner's medical band taken at Wrightwood.

Weight Loss

- If the weight is 3% below baseline, the runner will be asked to drink more.
- If the weight is more than 5% below baseline, increased fluid intake will be strongly advised. The runner will be re-weighed before leaving the checkpoint. It is the runner's decision to continue the race as long as they are within the cutoff.

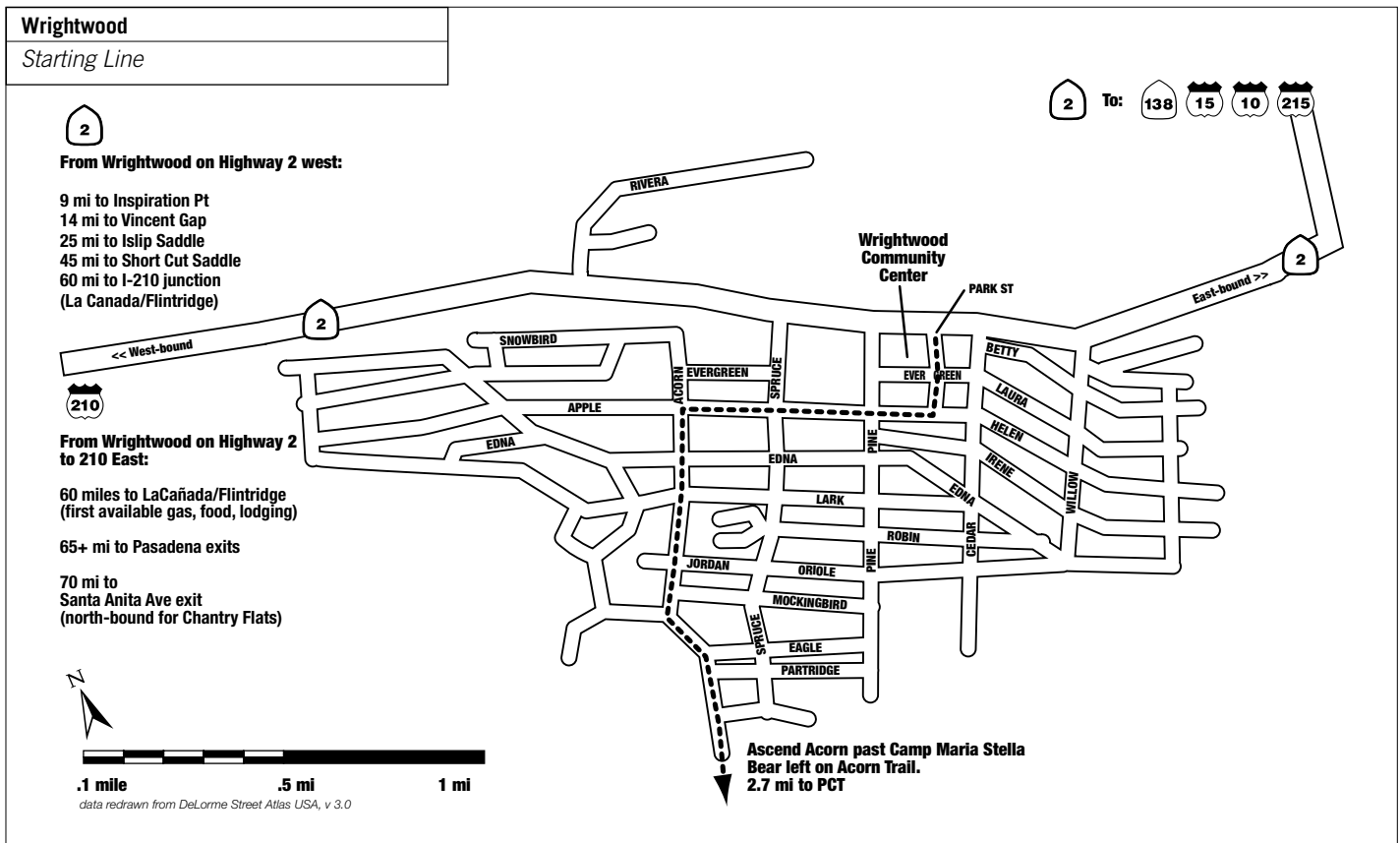
Hypothermia

Hypothermia could be a problem near Mt. Baden-Powell. Wear adequate clothing for the climb. Checkpoints before and after Mt. Baden-Powell (Vincent Gap and Islip Saddle) have crew access and drop bag service. Leave excess clothing with your crew, or in your drop bag that will be returned to the Finish Area.



Jim O'Brien, a mile or so from Islip Saddle, 1989.

3. Race Course Description



Trail Descriptions

The following trail descriptions are designed to acquaint the runner and their crew with the AC100 Race Course. Certain areas that are accessible on training runs will not be available to crews on Race Day. Please make note of this.

Map Sources

The maps used in this book are simplified schematics from *The Harrison Maps*; *Angeles Crest: The High Country* and *Angeles Crest: The Front Range*.

Street and arterial maps are drawn from the Thomas Guide/LA County, and Google maps (google.com).

Harrison Maps are available at local outdoor outfitters, and direct. The Thomas Guides are widely available in bookstores and supermarkets.

Wrightwood

The race starts in Wrightwood, the picturesque mountain resort community. Located in picturesque Swartout Canyon at 6,000 ft. on the north slope of the rugged San Gabriel Mountains. Wrightwood has long been a friendly rest stop for Pacific Crest Trail hikers, runners and nature lovers; with many interesting shops and excellent restaurants.

The Pacific Crest Trail (PCT) is a National Scenic Trail extending 2,568 miles from Mexico to Canada. The Angeles Forest segment of the PCT extends 170 miles northwest from Wright Mountain above Wrightwood to a point south of Highway 58.

Acorn Trail to the Pacific Crest Trail

The AC100 Trail leaves Wrightwood via Acorn Street, ascending a steep grade, past the MariaStella camp to the left. At road's end, the Acorn Trail is a left turn, where it begins its switchback ascent 2.8 miles up to the Pacific Crest Trail.

At the PCT junction, the Race-course turns right on the PCT. From here the runner is treated to a panorama of Mt Baldy (10,760') on the left to Mt Baden-Powell (9,400') to the right. The trail stays mainly on the Blue Ridge, skirting the Mountain High Ski Areas, until it descends to the notch at Lightning Ridge's Inspiration Point. The first aid-station of the race is set up in the large parking lot with an adjacent toilet.

The runner leaves the parking lot on the PCT trail, and soon passes the Grassy Hollow NFS Visitor Center. Water can usually be found there. Keeping to the trails marked with the white steel posts and the PCT badge, Vincent Gap is 4.5 miles west after Lightning Ridge. Vincent Gap is a PCT Trail

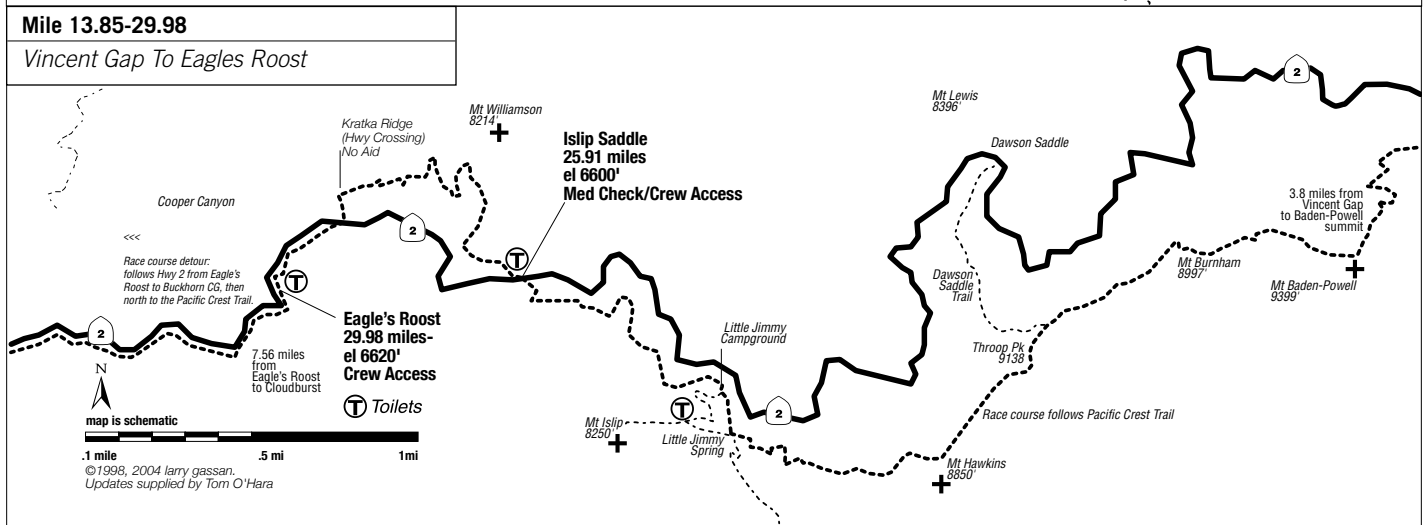
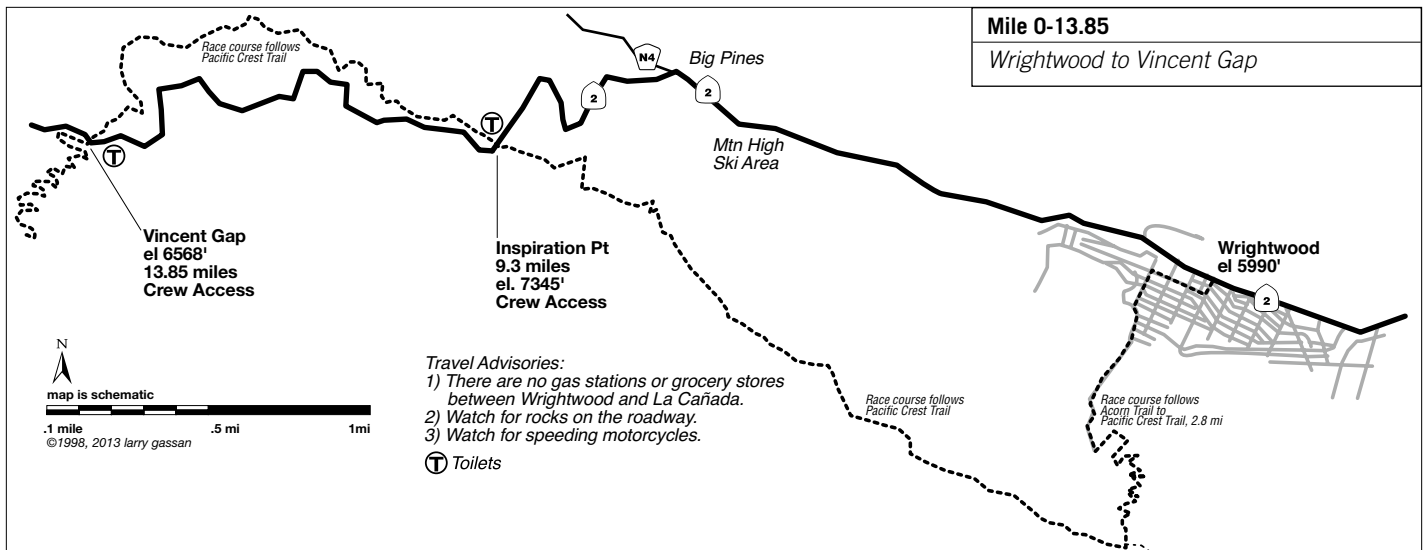
head, with a large parking lot and adjacent toilet.

A special feature of the AC100 segment of the PCT is the climb from Vincent Gap (mile 13) to Mt. Baden-Powell (9,399 feet), the second-highest peak in the San Gabriel Mountains. The trail up Mt. Baden-Powell climbs 2,800 feet in 3.6 miles over 41 switch backs to a saddle 100 feet below the peak.

One half mile from the 9,000' summit are the first scattering of ancient Limber Pines. Up to 2,000 years old, these trees were identified in 1962 by Angeles National Forest Supervisor Sim Jarvi. Only the great Sequoias and Bristlecone pines are known to be older.

The bottom of the East Fork of the San Gabriel River may be seen more than a mile below the summit of Mt. Baden-Powell. Across this rugged chasm looms the massive peak of Mt. San Antonio ("Old Baldy", 10,064 feet), the highest peak in the San Gabriels. On a clear day, the San Gabriel Valley and other distant mountains are visible, as well as part of the Mojave Desert to the north.

From the signpost at the saddle near Mt. Baden Powell, the PCT section of the AC100 course then descends to Mt. Burnham (8,997'), Throop Peak (8,789'), and Mt. Hawkins (8,850') through Windy Gap and passes Little Jimmy Spring. This perennial



spring is a great source of fresh, cold spring water. Then past Little Jimmy Campground to Islip Saddle (6,640', mile 26), at the base of Mt. Williamson. There is a toilet at Islip Saddle.

Mile 26: Islip Saddle

The course then heads up the trail toward Mt. Williamson (8,214') to a saddle that is within 300 feet of the peak. From the saddle, you can get a nice view of Eagle's Roost and Twin Peak. The trail then heads down Williamson to Eagle's Roost, which has a toilet.

At Eagle's Roost the race course follows Hwy 2 to the Buckhorn CG exit road. This is due to a habitat closure of the Yellow Legged Frog.

The race follows the Burkhardt Trail for 1.4 mi back to the PCT in Middle Cooper Canyon, passing by Cooper Campground. Within the Canyon the AC100 course runs along the Little Rock Creek stream bed, finally leaving Cooper Canyon on a dirt road that connects with a 1.1 mile section of the

PCT to Cloudburst Summit (7,018', mile 35).

From Cloudburst Summit the course follows a gentle downhill grade and runs parallel to the Angeles Crest Highway by several springs and past Camp Glenwood (mile 41.25) until Three Points (mile 42.72), which has a toilet. From Three Points, the AC100 course leads to a cut-off trail just before Sulfur Springs Campground. Turning leftwards over the ridge, trail contours around the ridge, dropping down to cross the drainage.

The Race-course turns left on the black-top road (5N04) northbound. Follow the road as it winds gently up to Alder Saddle, the intersection of road 3N17. Continue climbing leftwards up the exposed blacktop on Road 3N17.

Mile 49.08: Mt Hillyer

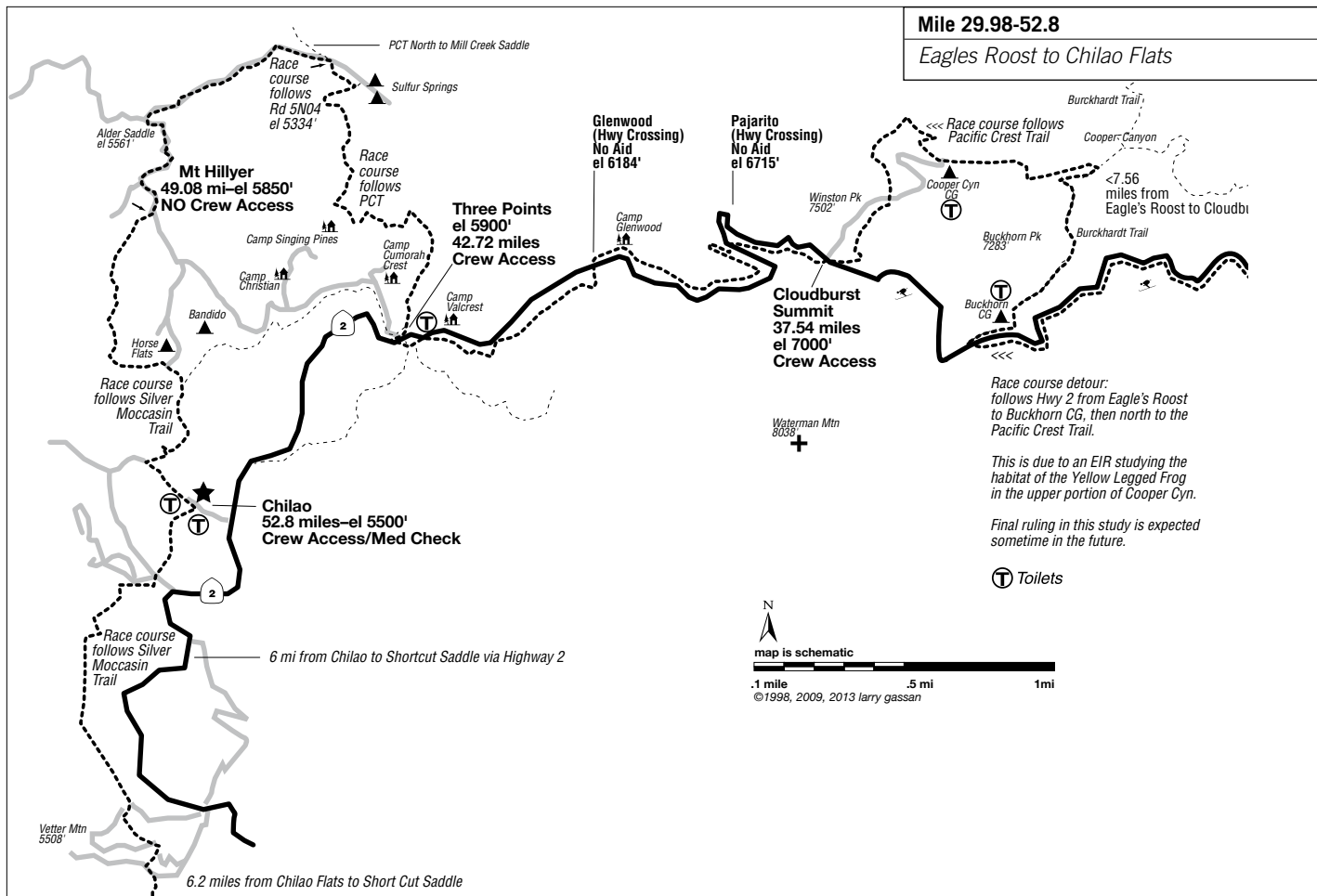
The Mt Hillyer Aid-Station is located at the top of the climb. Bear right between a set of sawed-off telephone poles set into the ground. The trail travels through trees and shrub over dirt and then open sandy terrain.

The unsigned Mt Hillyer trail ascends a slight grade, then makes a switchback up and over the knoll-like summit. The trail contours through and then descends through large sandstone boulder formations.

This portion of the Race-Course is well marked on race day, but can be tricky for the newcomer on training runs. The trail winds and then descends through large sandstone boulder formations to the Horse Flats Campground on the left side of a ridge. The Silver Moccasin Trail is rejoined at the Horse Flats Campgrounds. From there it is about 1.5 miles to the Chilao Visitor Center area.

Turn left when the trail intersects with the single-lane black-top road. Continue .5 mile past the large, tall conifer in the middle of the road. The Chilao Checkpoint will be located at the first "T" intersection to your right. Water is usually available via tap at the picnic area.

Turn right, staying on the blacktop, and pick up the trail to the right of the rest rooms and picnic areas.



Mile 52.8: Chilao Visitor Center

The Chilao Visitor Center is located within the Charlton-Chilao Recreation Area of the Angeles National Forest on the Angeles Crest Highway. It is also adjacent (1/8 mile) to Chilao Checkpoint (mile 52) at the Chilao Picnic Area. The Center offers an introduction to the forest through a variety of exhibits, trails and activities.

Chilao to Shortcut Saddle

The Race-course continues up over a ridge towards Chilao Campground on the Silver Moccasin Trail. Crossing the blacktop, it

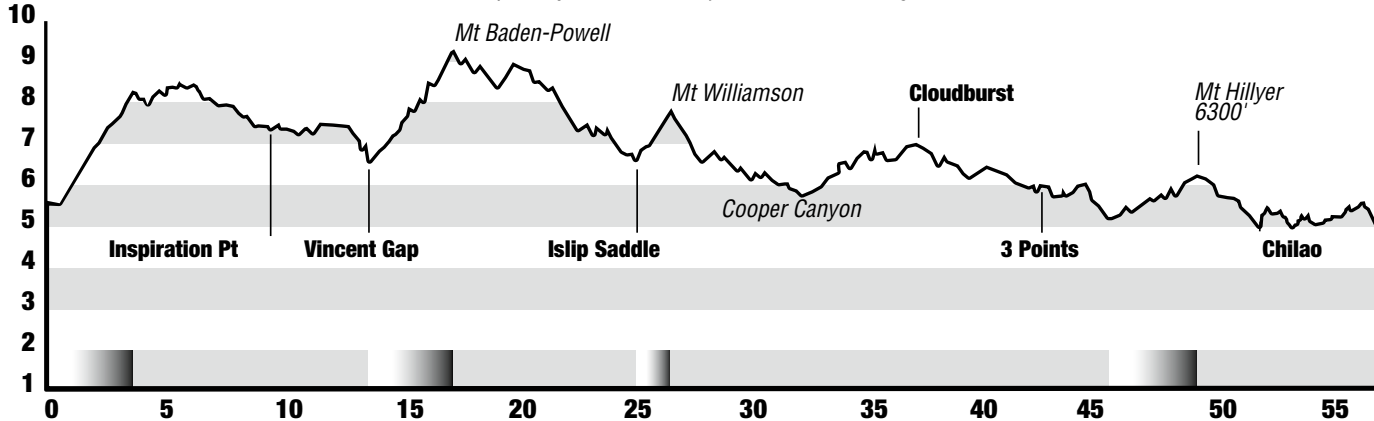
skirts the campgrounds to the right.

Continue down about 1/2 mile where the trail connects to a dirt road. Bear left. This dirt road is a rolling climb up to the Charlton Flats blacktop access road. Bear left. You will pass through an open wooded area, with the sad remains of an incinerated vintage wooden building on the left. At a picnic clearing right after a USFS pipe-gate, the trail is visible—but not obvious—off to the right. **The course may be re-routed during the race due to fire damage and Purple Poodle Dog Bush (PPDB) encroachment.**

Contour up the slope. At the Vetter Mtn/Silver Moccasin trail junction, bear left. The Silver Moccasin trail contours along a wooded slope with picnic tables scattered under the trees. You will pass a non-functioning faucet.

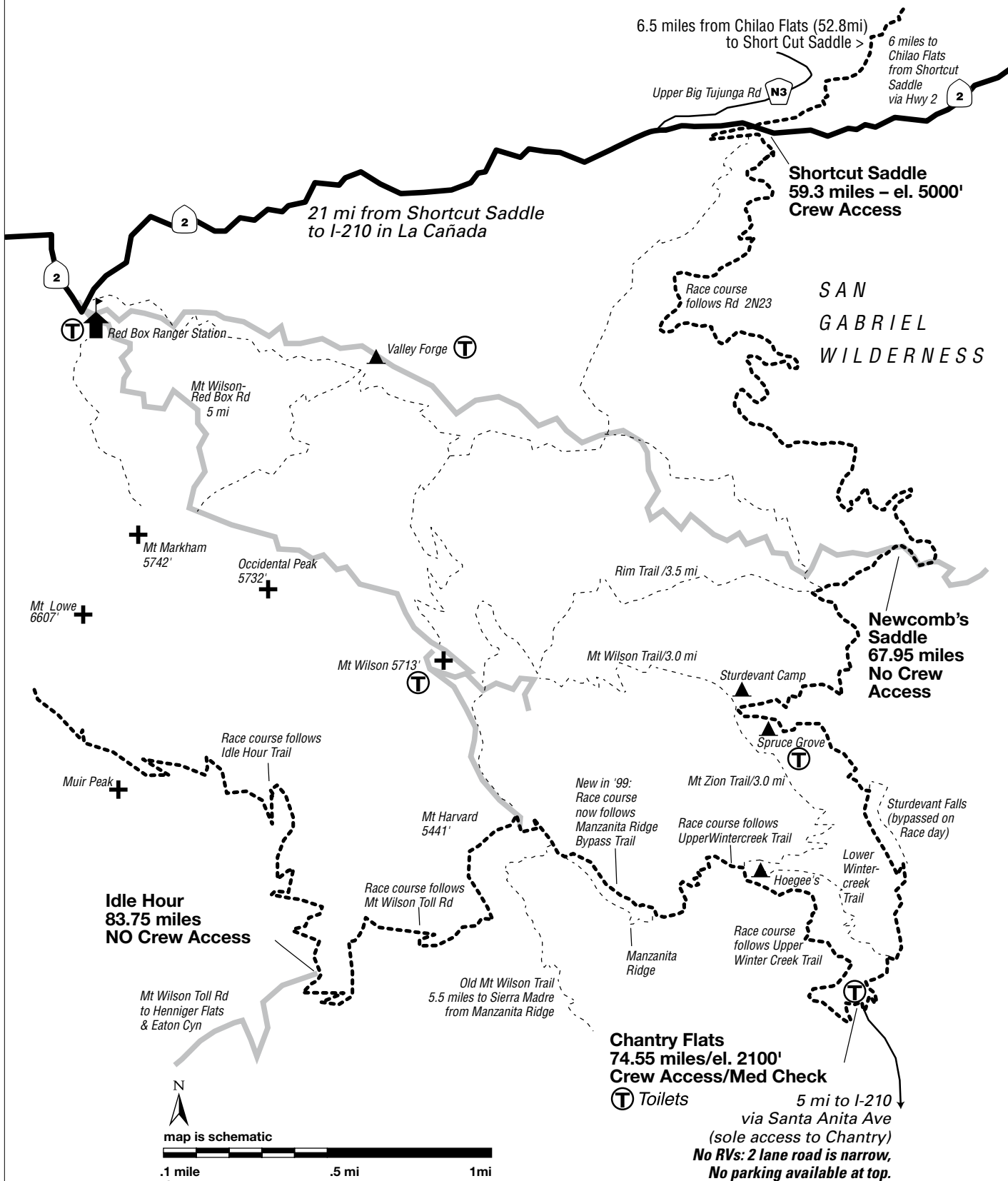
Following the NFS trail-markings, you will be contouring across a blacktop road up to the ridge. From here you can see Shortcut Saddle and Mt Wilson in the distance. Follow the trail down the SW facing slope, across the dry creek bed and up the other side. This part of the trail is obvious and there are no

AC100 Race Course Elevation Profile with primary landmarks. Major climbs shown as gradients at base



Mile 59.3-83.75

Shortcut Saddle to Idle Hour



turnoffs. You will switchback up through manzanita and live oak. Poison oak makes its first appearance on this slope, take care. Shortcut Saddle is about a mile up from the bottom.

Mile 59.3 to 67.95:

Shortcut to Newcomb's Saddle.

The Shortcut Checkpoint will be set up in the road-side pull-out area. The trail resumes on the other side of Highway 2. Follow the NFS trail-wands for a short distance, then bear left on the dirt road 2N23. Follow this road down into West Fork. Cross the "concrete bridge", and start the long climb up to Newcomb's Saddle. It is a long 2.5 miles to the top. At the pipe-gate, turn right on Road 2N24. Run for .4 miles, bear left at the next "Y". The aid-station is on the south-facing side of the ridge, and you won't see it until you are right on top of it.

About 100' past the Checkpoint, the trail to Newcomb's Pass is on your left. The Pass is .7 miles further. At the Junction, turn left towards Spruce Grove Campground and the Sturtevant Church Camp in Santa Anita Canyon.

From Newcomb's To Chantry Flats via Big Santa Anita Cyn.

The AC100 runner enters Big Santa Anita Canyon at Newcomb's Saddle, the 68 mile point on the course. Sturtevant Camp, one of the more popular San Gabriel Mountain resorts during the Great Hiking Era (1895-1938), is 2.5 miles from Newcomb's Saddle. **During training runs, water might be available at the camp, as the faucet has been shut off**, about 300 feet off the course. Three trails cross near the camp: the Gabrielino National Recreation Trail (the AC100 course), the Sturtevant Trail to Mt. Wilson, and the Mt. Zion Trail.

One of the big attractions of the Canyon are the 75' high Sturtevant Falls, a two mile hike from Chantry Flats. The falls are bypassed during the Run for safety reasons,

the runner will still be able to hear them.

Emerging from the Canyon the AC runner passes by the Lower Winter Creek trail head, crosses the steel-beamed bridge, then heads .75 mile up the paved road to Chantry Flat (mile 75).

Chantry Flat is a popular entry point for San Gabriel Mountain hikers and trail runners. Chantry has water and toilets.

As you cross the bridge looking to your right, you will see a check dam constructed of giant cement "Lincoln logs" built by the Los Angeles County Flood Control District and the Forest Service in the early 1960s. To your left you will see stands of oak, alder, willow and bay.

Mile 74.55: Leaving Chantry Flats via the Upper Winter Creek Trail

After leaving Chantry Flats, the AC100 runner travels uphill .5 mile on a paved road until it meets the Upper Winter Creek Trail head. The Upper Winter Creek Trail rolls uphill for 3 miles to the signed 3-way Hoegee's Junction.

The AC100 course bears left up the Winter Creek Trail towards Manzanita Ridge and the Mt. Wilson Trail for 2 miles. The trail to the right leaves the Race-course and heads down towards Hoegee's Camp.

Manzanita Ridge Bypass Trail to Mt Wilson (79 miles)

The AC100 course bears right on the signed Manzanita Ridge bypass trail for .85 miles until it reaches the original Manzanita Ridge/Sierra Madre Trail Jct. The Mt. Wilson Toll Road is another .5 miles beyond.

Mt Wilson Toll Road to Idle Hour: (83.5 miles)

The Manzanita Ridge trail section ends at the Mt Wilson Toll Road. Turn left. The Toll Road contours down on the "city" side of Mt Wilson for about 1.5 miles, when it begins its descent on the opposite side of the ridge into Idle Hour Canyon.

The Idle Hour Checkpoint is located at a switchback where the Idle Hour Trail branches right from the Toll Road, across a new wooden bridge built by AC100 Volunteers in 2001. The trail contours to your right up the slope.

Within a half-mile it summits a small saddle and begins to descend on the Idle Hour Canyon Trail. The runner will pass through the Campground and then cross two small creek drainages. **During training runs, water must be filtered or purified from open stream sources.** The trail then parallels the drainage for a short time before beginning its long rolling climb up and over several ridges and drainages to the Sam Merrill Checkpoint.

Mile 89.25: Sam Merrill Checkpoint

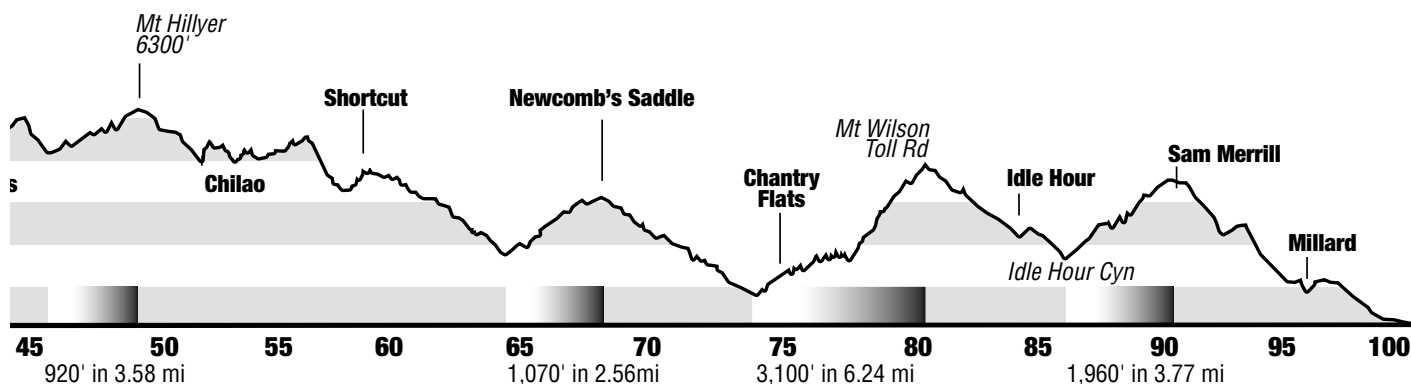
The Sam Merrill Checkpoint is located at the junction of the Mt Lowe Road, Idle-Hour Trail, Inspiration Point Road and the Middle Sam Merrill Trail.

The Middle Sam Merrill Trail bears left from the Idle-Hour Trail. It contours through manzanita, live oaks in decomposing granite formations. Shortly, Pasadena and the San Gabriel Valley vistas are visible again to the right.

The trail descends in switchbacks through exposed red sandstone to the remains of the White City and Mt. Lowe Railway. The Middle Sam Merrill trail ends in a 3-way junction with the abandoned Mt Lowe Railway bed (AC100 Race-course) and the Lower Sam Merrill Trail. Turn right, bearing right! (The Lower Sam Merrill Trail drops straight to Lake St. in Altadena!)

The Mt. Lowe Railway Bed (Echo Mtn) to Sunset Trail Head

Runners follow the old railroad bed at a gentle uphill grade along the Echo Mountain Trail from Echo Mountain to the Sunset Trail head (mile 91) for .8 miles.



Sunset Trailhead to Millard (95.5 miles)

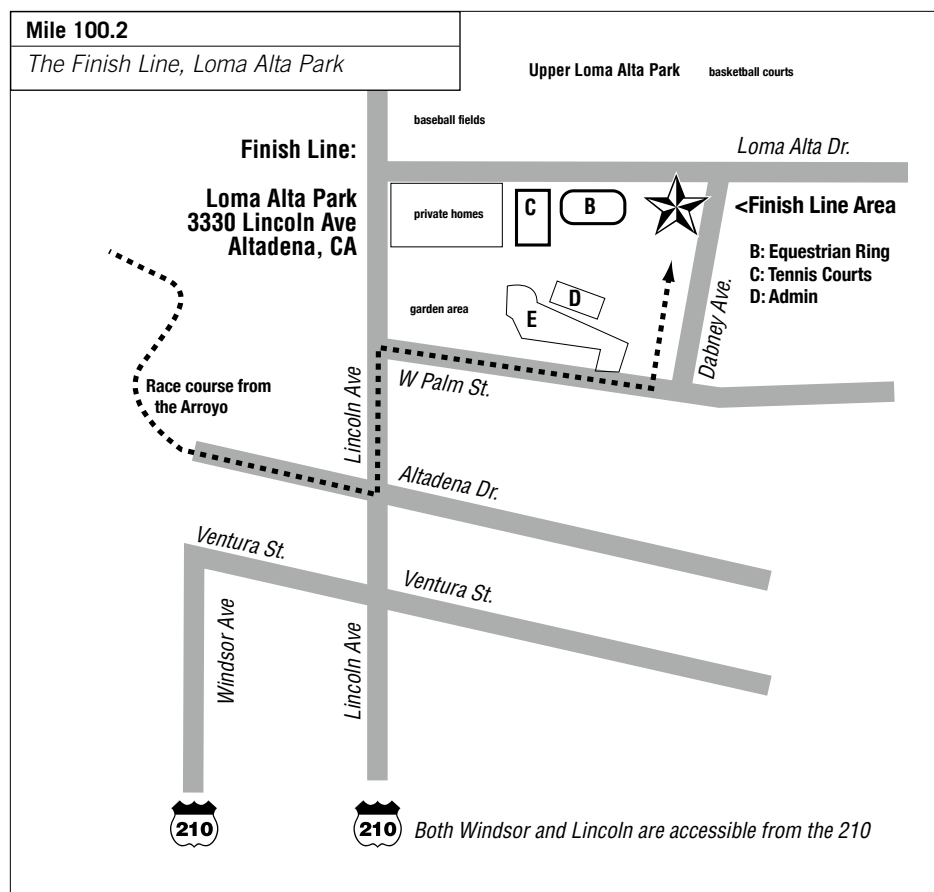
The Sunset Trailhead is less than 100 yards downhill from the Echo Mtn Trail/Mt Lowe Rd junction. The 2.5 mile trail contours and joins the paved Mt Lowe Road to just above Millard Campground. Continue rightward on the blacktop for about 1/8 mile. Pick up the Millard Trail on your right for the next 1/2 mile down into the Millard Campground. At the bottom turn right and proceed up a shallow grade through the campground and to the Checkpoint. There is a toilet available. **During training runs, water is not available here.**

Mile 95.5 – 100: Millard to the Finish

The runner leaves Millard Campground, crossing the shallow stream and continuing leftward on the main dirt road (Brown Mtn Rd.). This will be your last significant climb of the race. Continue on the road for a little over a mile, where you will pick up the El Prieto Trail on your left. The El Prieto Trail descends through a cactus grove and then into the trees in the El Prieto drainage. It follows a rolling downhill course up and around concrete debris dams. It will cross the creek bottom several times. At it's finish the trail meets Lower Brown Mountain Rd (shown on maps as N2N70).

Proceed down the road for 150 yds, then turn left on the blacktop. From here you will stay on the pavement, crossing several bridges in the process.

About a mile from the finish, there is the last trail section on the left. The trail climbs up 100 yards above a pumping facility, where it intersects the end of W Altadena Drive. Run .3 mile to Lincoln Ave., turn left. Run north on Lincoln Ave for .2 miles. Turn right on W Palm St for .2 miles. Just before Dabney Ave, turn left into park. Run another



150 yards to the finish line.

Mile 100.2: The Finish, Loma Alta Park.

Loma Alta Park is located at 3330 Lincoln Ave, between W. Palm St and Alta Loma Drive. The Park is accessible from both Lincoln Ave and Windsor/Arroyo exits of the 210 Freeway, the Lincoln exit is a longer drive. Head north on Windsor Ave. Turn right at Ventura Street. Drive .6 miles to Lincoln Ave. Turn left on Lincoln. Drive .7 miles north to W. Palm St. Street parking is available, as the parking lot inside the park may be full.

Finish Line Facilities

The park is generally quiet, shady, complete with picnic areas and trees, and is generally cooler than the surrounding city.

RVs Are Not Recommended.

Loma Alta Park has limited parking and maneuverability. It is also a functioning equestrian center. Street parking is available. Watch for parking restrictions. **Do not park in front of homes or block their driveways. You will be towed.**

Mt Wilson Memories...

The Mt. Wilson Trail in Little Santa Anita Canyon is the oldest trail in the San Gabriel Mountains. During the Great Hiking Era, thousands of Southern Californians rode the Pacific Electric Red Cars to Sierra Madre, disembarked and hiked up this path to the popular trail resort at Orchard Camp.

Prof. Thaddeus Lowe, Civil War balloonist, man of fame and fortune, was the quintessential California dreamer. His dream was to build a railway and resort complex high above Pasadena in the San Gabriel Mountains. In the 1890s, his dream became a reality. During the height of its popularity, millions took Lowe's "Railroad to the Clouds" to fine hotels and spectacular views of Southern California.

Atop Echo Mountain was the White City with a hotel, observatory and a then the world's largest searchlight purchased from the 1893 Chicago World's Fair. From Echo Mountain tourists could board a trolley and ride another few miles to Mount Lowe Tavern at the end of the line. If you are running this section in the daylight, you will be able to see the old railroad ties and some of the concrete structures along the Echo Mountain Trail. One hundred feet to your left at the Castle Canyon Trail Junction on the Echo Mountain Trail, you will be able to see the large iron bull wheel that pulled the cars up the steep incline from Rubio Canyon. A fire swept through Echo Mountain in the early 1900's leveling all of the White City except the observatory. The foundation of Echo Mountain House and the original chalet are all that remains. The Mount Lowe Tavern burned in 1936. The railway was finally decommissioned in December 1937. All that remains of the fabled Mt Lowe tavern is a peaceful spot under old oaks and a big cone spruce next to a picnic table at the Mt Lowe Campground, just below the Mt Lowe-Idle Hour Junction, site of the Sam Merrill Aid Station.

4. Driving the Course

Road Closures & Detours: June 2010

Highway 2 is currently open from La Cañada to Wrightwood. It may close at any time. If so, all crew and support will have to detour around as shown on the map. Please refer to map and directions on page 19.

The Chantry Road is open (barring fire, road-bed blockage, or administrative closure). The Adams Pack Station is a good place to buy food and drinks year-round.

Gas Up Before You Go!

There are no gas stations or groceries on Highway 2 between La Cañada and Islip Saddle. Newcomb's Ranch may or may not be open. The alternate route is similarly lean in the mountain sections.

Mile 0 through 56 (detour option)

The first portion of the Race is very straightforward. Every crew-accessible Checkpoint is located either on Highway 2 or very near to it (Chilao). The Mt Hillyer Checkpoint is not accessible. Watch for falling rocks and suddenly-appearing racing motorcycles.

Short Cut Saddle to Chantry: Highway 2 to I-210

Proceed west on Highway 2, following the signs to La Cañada/Flintridge. Highway 2 intersects at the 210. All gas, groceries, and meals are available here.

Get on the 210 Fwy eastbound (towards

San Bernardino). You will be driving in south-easterly direction. You will pass the Windsor/Arroyo and Lincoln exits. Follow the signs for the 210 through the 210/134 interchange. Do not exit to the 134.

You are now driving east through Pasadena. Continue for 7.125 miles. Exit at Santa Anita Ave for Chantry Flats.

Exit the 210 at Santa Anita Ave. Turn left (north), under the freeway. After several lights, you will pass out of strip malls etc. into residential neighborhoods. The road to Chantry will be barred by a pipe gate. Depending on conditions, you may not be able to drive up the road.

RVs and Mountain Roads

No RVs to Chantry Flats (75mi).

There is no room. No exceptions!

Race Day Parking At Islip Saddle (25mi)

Parking vehicles on narrow shoulders with vehicles on or over fog lines is illegal, and a safety hazard. Our agreement with the CHP is that we not interfere with traffic in any way. The possibility of traffic accidents due to improper parking along Highway 2 must be avoided.

The following measures are in effect:

- We will place temporary No Parking signs along the narrow shoulders.

- Encourage parking at pullouts a few hundred feet BEFORE Islip Saddle and along the extra-wide shoulders, whose average width is 9 to 17ft.

To The Finish Line From Short-Cut Saddle

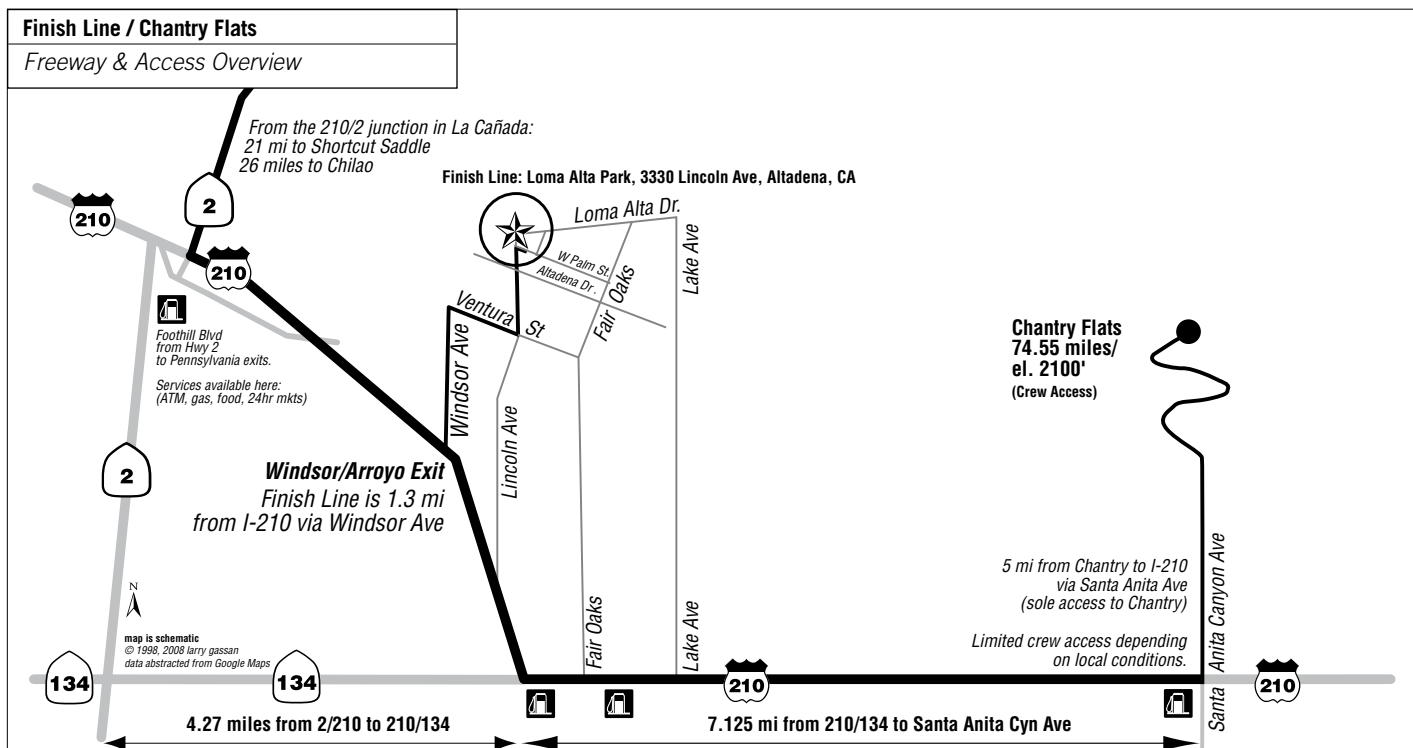
Exit the 210 Freeway at the Arroyo/Windsor exit. Drive north on Windsor about 1 mile, past the Jack-In-The-Box on Woodbury.

Loma Alta Park is located at 3330 Lincoln Ave, between W. Palm St and Alta Loma Drive. The Park is accessible from both Lincoln Ave and Windsor/Arroyo exits of the 210 Freeway, the Lincoln exit is a longer drive. Head north on Windsor Ave. Turn right at Ventura Street. Drive .6 miles to Lincoln Ave. Turn left on Lincoln. Drive .7 miles north to W. Palm St. Street

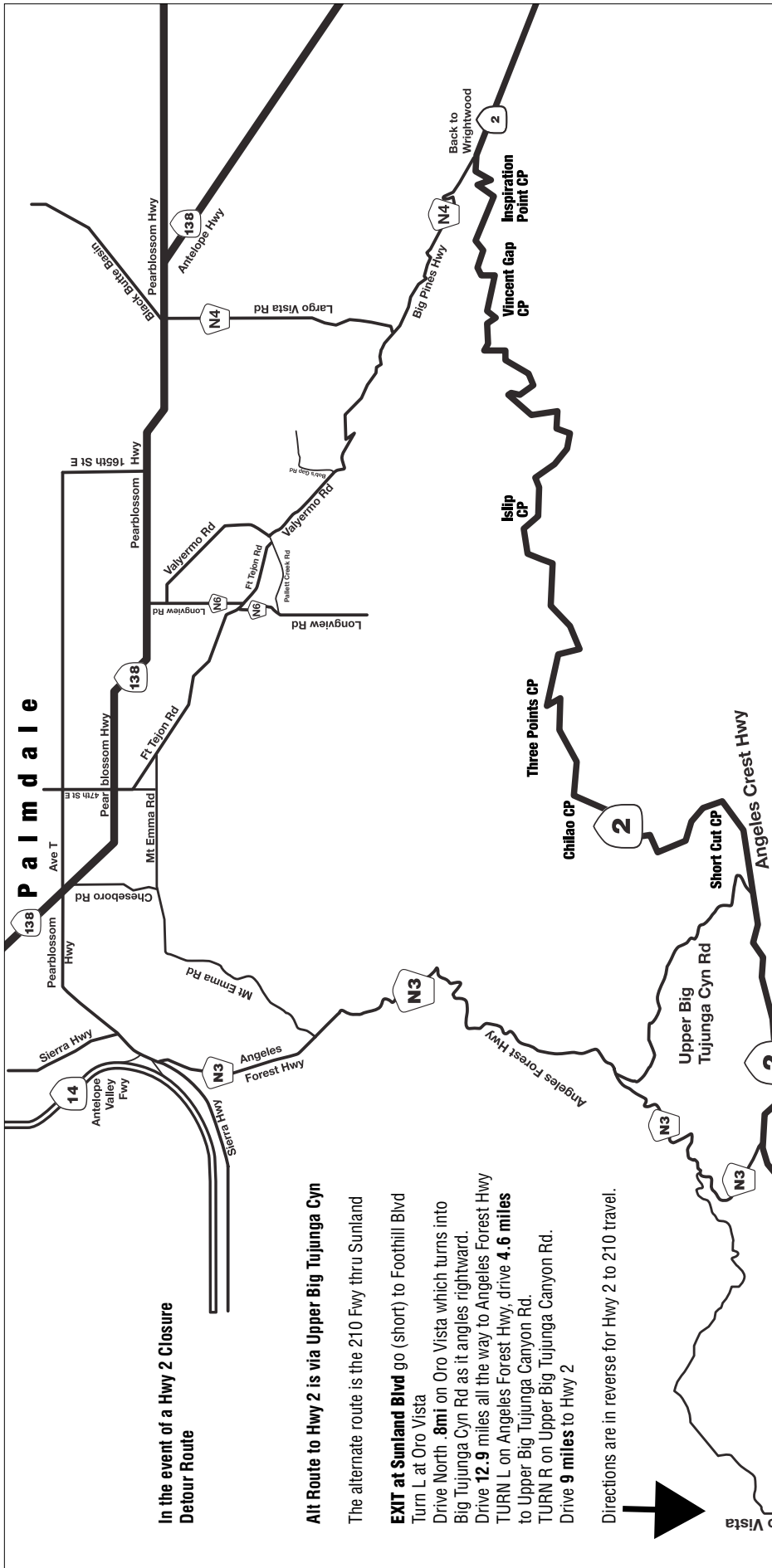
To The Finish Line From Chantry

Drive down from Chantry on Santa Anita Cyn Rd, the winding road you climbed up. At about 5 miles, you will see signs for the 210 Fwy. Get on the 210 West going back to Pasadena. Follow the 210 towards San Fernando. Exit to the right at the Arroyo/Windsor exit, approximately 2.5 miles N of the 210/134 interchange. You will see the Jack-in-The-Box at the top of the offramp.

Turn right at the top of the ramp. Drive north 1 mile on Windsor Blvd as described earlier.



Shortcut/Finish Line/Chantry Flat transitions. For Area overview detail, see page 56.



**In the event of a Hwy 2 Closure
Detour Route**

Alt Route to Hwy 2 is via Upper Big Tujunga Cyn

The alternate route is the 210 Fwy thru Sunland

EXIT at Sunland Blvd go (short) to Foothill Blvd
Turn L at Oro Vista

Drive North .8mi on Oro Vista which turns into
Big Tujunga Cyn Rd as it angles rightward.

Drive 12.9 miles all the way to Angeles Forest Hwy

TURN L on Angeles Forest Hwy, drive **4.6 miles**
to Upper Big Tujunga Canyon Rd.

TURN R on Upper Big Tujunga Canyon Rd.
Drive **9 miles** to Hwy 2

Directions are in reverse for Hwy 2 to 210 travel.

Highway 2 Map to Wrightwood	
<i>(Plan B Detour Alternate also shown)</i>	
Highway 2 One-Way Distance Driving Chart	
Wrightwood/Start to Lightning Ridge	9.00
Lightning Ridge to Vincent Gap	4.00
Vincent Gap to Islip Saddle	11.30
Islip Saddle to Kratka Ridge	1.70
Kratka Ridge to Eagle's Roost	0.90
Eagle's Roost to Cloudburst Summit	4.80
Cloudburst Summit to Pajarito	1.20
Pajarito to Glenwood	1.90
Glenwood to Three Points	1.50
Three Points to Chilao	2.30
Chilao to ShortCut Saddle	7.80
ShortCut Saddle to Mt Wilson Rd	5.30
Mt Wilson Rd to Angeles Forest Highway Jct	4.80
Angeles Forest Highway Jct to Highway 2/210 Junction in La Canada	9.00
Total mileage, one way	65.50

210 E to Pasadena
2 S to Los Angeles, 134 Fwy

5. Awards



Keira Henninger, 2010 women's winner, on her way to her second win. Mt Baden-Powell, mile 18, July 21, 2012.

The Awards

The awards are presented at Loma Alta Park on Sunday during the picnic at the conclusion of the Run. The Awards for the Runners are as follows:

- Bronze Ram Award for first male and female finisher, 18 to 75 years.
- Bronze Cougar Award for first male and female finisher, 30 to 75 years.
- Bronze Rhino Award for first male and female finisher, 40 to 75 years.

Six Races within the Overall Race:

The Categories

The Ram, Cougar, and Rhino are not traditional Age-Group Awards. Each award represents a different "Race within the Overall Race." If these were Age-Group Awards the Cougar Award would be available for the first runner who is 35 through 39, not 35 through 75. This unique awards system creates "six races within the overall race."

There are two Ram Races, two Cougar Races, two Rhino Races.

Example: If a 51 year old runner beats all the 35 year old runners, that runner automatically wins the Cougar Award (which is for 35 to 75) and the next fastest 40 year old wins the Rhino Award.

Buckles and Plaques

- Solid Sterling Silver/solid 14k Gold Buckle for any runner that breaks the course record. Only one buckle per finisher.
- Solid Sterling Silver Belt Buckle for all sub-24 hour finishers.
- Second Sunrise Ram Buckle: For all runners crossing the finish line by the Second Sunrise (24:00 to 25:47 hours).
- 33 Hour Ram Buckle: Solid bronze, all Finishers between 25:47 and 33 hours.
- Distinctive engraved acid-etched metal plate mounted on a solid hardwood plaque for all finishers.
- 5-color Finisher t-shirt for all finishers.

AC100 Winning Times, 1986–2012, Men and Women, ranked by time

1	17:35:48	Jim O'Brien, 36	1989	CA	1	22:00:15	Suzanna Bon, 43	2007	CA
2	18:29:18	Hal Koerner, 32	2008	OR	2	22:01:16	Evelyn Marshall, 37	1995	OR
3	18:37:29	Hal Koerner, 30	2006	OR	3	22:13:06	Prudence L'Heureux, 38	2008	OR
4	18:39:48	Ben Hian, 25	1994	CA	4	22:36:57	Kathy Britcliffe, 34	1989	CA
5	18:50:24	Ben Hian, 27	1996	CA	5	23:08:47	Suzanne Brana, 41	1999	CA
6	18:52:24	Jorge Pacheco, 34	2003	CA	6	23:17:12	Keira Henninger, 36	2012	CA
7	19:05:06	Jorge Pacheco, 33	2001	CA	7	23:18:00	Sherry Kae Johns, 42	1997	NM
8	19:05:35	Ben Hian, 29	1998	CA	8	23:28:43	Jennifer Johnston, 34	1998	CA
9	19:07:50	Tom Nielsen, 40	1999	CA	9	23:29:05	Ashley Idema, 26	2006	OR
10	19:09:04	Tom Nielsen, 41	2000	CA	10	23:37:05	Susan Gimmel, 43	1990	CA
11	19:10:28	Jorge Pacheco, 36	2004	CA	11	23:39:37	Evelyn Marshall, 36	1994	CA
12	19:11:11	Ben Hian, 26	1995	CA	12	23:46:56	Vicki DeVita, 38	1991	CA
13	19:20:30	Jorge Pacheco, 42	2010	CA	13	23:47:12	Paulette Zillmer, 29	2011	AZ
14	19:22:16	Fred Shufflebarger, 44	1992	CA	14	24:15:12	Keira Henninger, 34	2010	CA
15	19:31:24	Jussi Hamalainen, 44	1990	CA	15	24:28:27	Jennifer Henderson, 37	1996	CA
16	19:33:13	Guillermo Medina, 29	2005	CA	16	24:32:24	Jennifer Johnston, 40	2004	CA
17	19:34:41	Kevin Dean, 36	2007	CA	17	24:39:06	Diana Finkel, 31	2003	CO
18	19:37:03	Cirildo Gonzalez, 43	1997	MEX	18	24:53:24	Julie Fingar, 30	2005	CA
19	19:37:13	Jim Gensichen, 38	1987	CA	19	25:11:24	Jennifer Johnston, 36	2000	MI
20	19:41:44	Fred Shufflebarger, 45	1993	CA	20	25:15:09	Evelyn Marshall, 35	1993	CA
21	19:46:06	Chris Price, 31	2012	CA	21	25:23:36	Jennifer Johnston, 37	2001	CA
22	20:12:56	Jussi Hamalainen, 45	1991	CA	22	26:30:55	Kathy Britcliffe, 33	1988	CA
23	20:21:18	Dominic Grossman, 24	2011	CA	23	27:44:40	Joanie Mork, 38	1992	CA
24	20:21:49	Jim Gensichen, 39	1988	CA	23	27:44:40	Kathy Welch, 39	1992	CA
25	21:52:00	Richard Prevost, 40	1986	CA	24	28:31:04	Diane Eastman, 45	1987	CA
					25	29:15:19	Sheila Hasham, 44	1986	CA



2011 winner Jorge Pacheco, 2012 winner Chris Price, mile 18



Jussi Hamalainen mile 18, AC100 finisher since 1986.

Eagle Award

For any runner who completes 10 consecutive Angeles Crest 100 Endurance Runs.

Elk Award

For any runner who completes 1,000 miles (with no time limit). You will receive credit for either the Eagle or the Elk Award but not both.

Grizzly Award

For any runner completing 20 straight finishes, we will provide a Bronze Grizzly Award.

Related Races and Awards:

Western United States

Any runner completing the four one hundred mile endurance runs in the Western United States in the same year will be eligible for a distinctive plaque commemorating the accomplishment.

To be eligible, the runner must finish: the Western States 100, the Leadville 100, the Wasatch 100 and the Angeles Crest 100 Mile Endurance Runs.

Last Great Race on Earth

Any runner completing the six designated one hundred mile endurance runs in the United States in the same year will be eligible for a distinctive plaque commemorating the accomplishment.

To be eligible, the runner must finish:

- Two races in the Eastern US: the Old Dominion and Vermont Endurance Runs.
- Two races in the Central West: the Wasatch Front 100 and Leadville 100 Endurance Runs.
- Two races in the Western US: the Western States 100 and Angeles Crest 100 Endurance Runs.

John Muir Trail

This is not an organized event as the JMT is in a wilderness area where no organized event can be held. Runners completing the trail from Yosemite Valley to Mt. Whitney in ten days will receive a JMT t-shirt. They



Elk Award: For 1000 miles finished, no time limit.



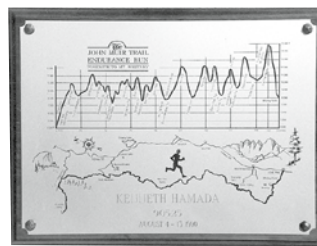
Last Great Race (6 x 100)



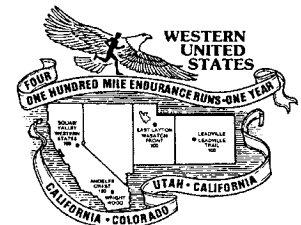
Plaque for completion of the Last Great Race (6 x 100)




John Muir Trail



Plaque for completion of the John Muir Trail



Western United States (4 x 100)



Plaque for completion of the Western United States (4 x 100)

also may be eligible for a distinctive acid-etched stainless steel/solid walnut plaque commemorating the accomplishment. We will maintain information for others who may attempt the run and keep track of finishers.

If you are serious about running the JMT, start

planning early. Topographic maps and books are available at backpacking stores.

Send specific questions and concerns regarding the JMT with a SASE to the AC100 Race Management.



1) *Rhino Award: Male and Female 40 – 75.*
 2) *Eagle Award: 100 straight finishes*

How the Awards Work...

This is the official explanation of the AC100 awards structure. First, discard traditional assumptions about “traditional” age groups.


Angeles Crest 100 Awards Structure: “Six Overall Races In The Race”

Age Group	Ram: 18–75	Cougar: 30–75	Rhino: 40–75
18-75	2 awards		
30-75		2 awards	
40-75			2 awards


The point of the AC100 award structure is to encourage competition by continually leveling the playing field.

- 1) All runners (18-75) can run the Ram Race.
- 2) The runner must be at least 30-75 to enter the Cougar Race
- 3) A 51 year old runner can run all of the races.
- 4) If a fast 51 year-old runner beat all of the 40 year-old runners, he wins the Rhino Award. Jussi Hamalainen did this in 1997. Only the “overall winner” in a “traditional age group” is allowed to “race” out of their “traditional age group”. At AC100, everyone is encouraged to “race” out of their age group.
- 5) In the AC100 structure, if a fast senior runner beats the younger runner, then he takes their awards.
- 6) At AC100, we reward performance by continually leveling the playing field.
- 7) If you are are 50 and fast, you will do well here.

6. 2013 Race Team and Volunteers



Hal Winton, 81 years old, leads the season-opener AC100 Trail Volunteer group to work on the eastside stretch of Idle Hour Canyon Trail. The trail drops 1.5 miles down into Idle Hour Cyn before it climbs 3.5 mi up to the Mt Lowe Fire Rd. Angeles NF, San Gabriel Mts, above Pasadena CA.



Andy Morehead, 2005 Angeles Crest 100, Johnson's Field, Altadena, CA.

- Race Director:** Ken Hamada
- Co-Race Director:** Hal Winton: (AC100 Trail Volunteers Trail-Building Program)
- Ass't Race Director:** Andy Morehead (Start & Finish Coordinator)
- Ass't Race Director:** Gary Hilliard (Medical Coordinator)
- Search & Rescue Coord:** Larry Smith, President, Sierra Madre Search & Rescue
- USFS Trail-Building Program**
Hal Winton
- Training Runs:** Hal Winton
- Ham Radio and Packet Coordinator**
John Minger/Steve Woo
- Drop Bag Transportation:**
Mountain High Ski Resort
- Runners and Volunteers Database**
Andy Morehead
- Checkpoint Coordinators**
 - Inspiration Point CP:** Kirk Hess
 - Vincent Gap CPC:** Pat Bittenbender
 - Islip Saddle CP:** Ted Schultz
 - Eagles Roost CP:** Alicia Gross
 - Cloudburst Summit CP:** David Seres
 - Three Points CP:** Marty Minnich
 - Mt. Hillyer CP:** Brian Provost
 - Chilao CP:** Dave Emmons
 - Shortcut Saddle CP:** Bill Ramsey
 - Newcomb Saddle CP:** Mike Peralez
 - Chantry Flats CP:** Scott Cline and Bob Spears
 - Idlehour CP:** Trey Barnes
 - Sam Merrill CP:** Stuart Sherman
 - Millard CP:** Bob Adjemian
- Finish Line Field Coordinators:**
Howard Potter, Bill Kee
- Award Ceremony:**
Hal Winton, Andy Morehead, Ken Hamada
- Mountain Search and Rescue:**
 - Sierra Madre Search and Rescue
 - Altadena Search and Rescue
 - Montrose Search and Rescue



Three Points Checkpoint Volunteers, 2012 AC100.



Sierra Madre Search And Rescue, 2012.

7. Course Flora and Fauna



Poodle Dog Bush

The Poodle-dog bush or Common turricula *Turricula parryi* tempts hikers with lush spikes of purple flowers that bloom between June and August.

Poodle-dog bush causes severe irritation to the skin if touched, akin to poison oak or poison ivy. It can raise blisters lasting as long as two weeks or more. The plant is covered in sticky hairs, which can dislodge easily and can be passed on to hikers who touch it or brush up against it. The swelling, rash and itching appear twelve hours to two days after contact. Use caution and avoid this plant.

It is found in nearly all habitat types that have recently burned including conifer forests, chaparral, oak woodland and riparian areas. Poodle-dog bush is frequently found along trails.

Wear long sleeves and pants if you plan to visit the Angeles National Forest within the Station Fire Perimeter.

- Grows at elevations from 100 to 2,300 meters
- Found within the Station Fire burn area perimeter
- Perennial, woody shrub
- Main stem extends up to 3 meters
- Attractive lavender bell-shaped flowers
- Unpleasant, slightly pungent odor
- Native California shrub



Mountain Yellow-legged frogs

(abstracted from the LA Times article of September 16, 2012 by Louis Sahagun, Los Angeles Times)

Efforts to save mountain yellow-legged frogs, which had been dwindling, seem to be paying off, with the fist-sized amphibians breeding in numbers not seen in decades.

To reach one of the last wild populations of the mountain yellow-legged frog on Earth, U.S. Geological Survey surveyors Adam Backlin and Elizabeth Gallegos tramped down trails, scaled cliffs and barged through nettles along a canyon deep in the San Gabriel Mountains.

Finally, the U.S. Geological Survey field biologists reached the headwaters of the Mojave River, about 15 miles west of Wrightwood. They forded pools and crawled through underbrush to net as many of the endangered frogs as possible and methodically record their vital statistics.

Recent efforts to save the frogs have included restricting public access and ridding the water of predatory trout. Now, the fist-sized amphibians are breeding in numbers not seen in decades.

When Backlin and Gallegos visited recently, several hundred adult frogs shared the knee-deep pools with hundreds of wiggling tadpoles and dime-sized babies.

“Whoa!” Backlin shouted, diving head first into a tangle of branches shading a small patch of water boiling with frogs. With one sweep of the net, he pulled out half a dozen. In less than three hours, the biologists captured 71 adults of the species scientists know as *Rana muscosa*. Fifty-two had been tagged during previous forays into the canyon. But 19 were new frogs.

In 2010, this 1.5-mile stretch of spring water and ice melt was thought to hold about five.

With skin as permeable as a mop, the species is susceptible to a skin fungus linked to amphibians vanishing around the world. And the fungus and its waterborne zoospores have been detected in mountain yellow-legged frogs.

Batrachochytrium dendrobatidis is

a chytrid fungus first identified in 1998. It causes a thickening of the skin, which impairs gas exchange and the animal’s ability to absorb water, triggering rapid, mass die-offs.

“Exactly how they these frogs are surviving the fungus is a mystery,” Backlin said. “One theory is that after the fungus first swept through the San Gabriels in the 1960s — wiping out up to 90% of the entire frog population — survivors somehow developed an immunity.” Biologists will study possible defense mechanisms as they search for a cure to the fungus.

The life and times of mountain yellow-legged frogs embody the challenges facing species — and wildlife biologists — in Southern California. For thousands of years, the frogs thrived in almost all of the creeks cascading down the San Bernardino, San Gabriel and San Jacinto mountains.

Since the 1960s, however, the species has been decimated by fires, mudslides, pesticides, fungal infections and loss of habitat, as well as the appetites of garter snakes, raccoons and nonnative fish, bullfrogs and crayfish.

Recent efforts by zoos in Los Angeles, San Diego and Fresno to reintroduce captive-bred frogs into their ancestral haunts have had limited success.

For the time being, the creation of trout-free zones in hard-to-reach streams is one of the most effective survival strategies.

Usually found on sunny banks and rocks near riffles, the 3-inch-long frogs are named for the bright yellow extending from the undersides of the hind legs onto the lower abdomen.

“Amphibians in general, and frogs in particular, are resilient — if you give them a chance, they rebound,” said Sam Sweet, professor of ecology and evolution at UC Santa Barbara. “One reason they produce huge numbers of eggs is that life is so uncertain for an egg or tadpole. All those eggs compensate for years when creeks dry up, or predators and disease move in and wipe them all out.”

From 2011—for thousands of years, mountain yellow-legged frogs thrived in hundreds of streams cascading down the San Bernardino, San Gabriel and San Jacinto mountains.

Since the 1960s, the species has been decimated by fires, mudslides, pesticides, fungal infections, loss of habitat and the appetites of nonnative trout, bullfrogs and crayfish.

Today, fewer than 200 are believed to exist in nine isolated wild populations, including a group in the San Gabriel Mountains' Devils Canyon that survived the devastating Station fire.



Poison Oak

Poison oak is distinctive by its triple leaf pattern with prominent veins and shiny surface. In the summer, leaves are yellowish-green, pink, or reddish, with small white or tan berries. In the fall, the leaves turn bright red or russet brown.

Poison oak is prevalent on the Upper Winter Creek Trail between Chantry Flats and Manzanita Ridge before the Wilson Toll Road. It reappears in Idle Hour Canyon, especially at the bottom. The next occurrences are on the Sunset Trail going into Millard Campground.

If you contact poison oak: wash with Fels-Naptha soap and cold water immediately, or Tecnu solvent, or generous floods of rubbing alcohol in a pinch. These may remove enough of the oil and save you from a major outbreak. Avoiding hot showers for 24 hours after exposure may reduce the degree of irritation.



Rattlesnakes

The Southern Pacific Rattlesnake is the most common rattlesnake inhabiting the San Gabriel Mountains. Average adult size is from 3 to 4 feet, but they may reach 5 feet. The rattlesnake usually announces itself by its distinctive rattle.

In the summer, the snakes are more active in the evening and morning, avoiding the mid-day heat.

Rattlesnakes have no external ears and have poor eyesight, but they do pick up ground tremors and have a keen sense of smell. This is how they can detect your presence from a distance.

A rattlesnake will generally withdraw or try to escape when encountered. But if it is cornered, teased or stepped on, it will fight.

Rattlesnakes are occasionally sighted during the Run. To reduce risk: STAY ON THE MAINTAINED TRAILS.

Once you're bitten, rattlesnake venom's primary course is through tissue, not the bloodstream. The venom is quite viscous and elements in the toxin break down tissue as it proceeds.

Hikers and runners are advised to move. Walking out, even with a leg bite, is much better than waiting for a companion to reach civilization and then coming back to get you. The longer you wait to get help, the more tissue can be destroyed.

Call 911 and ask for help for transport but keep moving out towards a road or a place where you get signal. If you are bitten on your hand or arm, keep that arm (hand, etc.) in a heart-neutral position. In other words, do not hold your arm above your head or keep your hand below your heart but rather try to hold your arm so the bite area is level with your heart.

Don't try to catch the snake and kill it. If you find yourself suddenly very close to a snake and the snake is moving along and away from you, just stop and do not move at all OR if you cannot stand to do that, take a very large step backwards and away from the snake. Most rattlesnakes are shorter than 3-1/2-4' and a good long step backwards will put you out of range should the snake feel cornered/threatened and turn to strike at you.



Black Bears

Two kinds of black bear inhabit California: the northwestern black bear and the Sierra Nevada black bear. They have not been hunted extensively in the state.

Black bears aren't just black. Their colors range from black and dark brown to

cinnamon, light brown, and even yellow and bluish hues. Often cubs of one litter will be different colors.

Black bears eat everything: vegetation, berries, insects, honey, carrion, fish, frogs, fruit and nuts. In overpopulated areas, bears will eat tree bark, damaging second growth timber. While they don't normally prey on game or domestic livestock, they have been known to kill other animals.

The adult bear normally weighs between 200 and 300 pounds. The largest black bear in California on record weighed 498 pounds.

Mating season is in June. That's the only time male bears are with females. Females initially breed at three years of age, then every other year. The gestation period is about 7 1/2 months.

Bears den up and sleep during the winter, living off their stored fat. The young are born during this dormant period, usually in January. They are born blind and weigh only six to eight ounces.

While bears appear clumsy with their flat footed, shuffling gait, they can travel fast and climb trees with ease. Bears tend to be nocturnal, but can be seen in the day.

Mountain Lions Sightings

Mountain lions have been sighted in local foothills. A healthy mountain lion population coupled with habitat loss are among the reasons for increased sightings. **Less than forty Americans have been killed by mountain lions, and approximately thirty have been injured. Compare this to an average of 40,000 deaths per year from highway fatalities.**

Throughout the West, mountain lions are now classified as game animals, which means hunting is regulated to prevent excessive "harvest." In addition, in 1989, Californians passed a law that gives the cats full protection from hunting. This law also mandated special funding to protect their habitat.

These measures worked. Most observers agree that there are now more mountain lions in the West than there were 20 or even 50 years ago. One indication is the attacks on humans.

Like other big cats, mountain lions specialize in killing large mammals with hooves, primarily deer and elk. They're also able to live on smaller prey.

A human standing up is not the right shape for a cat's prey. An erect person's head and neck are in the wrong place. Most adult humans are taller than typical lion's prey. The location of the neck is the most important, for that's where the cat bites



Station Fire aftermath: panorama looking east from Mt Wilson, CA. Sept 2010

to kill. When a bear encounters a big cat, it stands up in a defensive mode. A person sitting, squatting or bending over looks a lot like four-legged prey. So standing up, facing the mountain lion, not running away, making a lot of noise, and putting on a face, may deter big cat attacks.

Bighorn Sheep

Bighorn sheep, like mountain goats and caribou, are a wilderness species intolerant of human disturbance.

Adult rams usually weigh up to 140 pounds. Prime animals weigh 200 pounds or more. The head and horns alone may be over 30 pounds in large specimens. Ewes are much smaller and lighter.

Male and female bighorn grow horns they never shed. Growth rings on the horns indicate the animal's age. Ewe horns are erect and flat, measuring up to 10 inches long on adults. Mature rams have round, curving horns which may be a half circle, three-quarters, or even a full circle. The horns on a two-year-old ram look like ewe horns. At three years of age, rams are distinguished from ewes by larger, more curled horns.

Bighorns live up to 17 years. Their life span depends on range conditions. For most of the year, bighorns divide into ewe bands and ram bands. During breeding season (October through December), they gather into mixed groups. Females breed at 18 months. The gestation period is about six months. Lambs are born in April and early May, usually as singles—twins are uncommon. Lambs are completely weaned at four to five months of age.

Bighorn sheep can go a long time without water, and may range as far as 20 miles from the closest water source. Adults seldom come to water while on green, succulent feed. Lambs never come to water while nursing.

In the summer, California bighorn scatter in high mountain country above timberline. They migrate down in the fall to spend the winter in the mountains. There are an estimated 2,000 to 2,500 bighorn in California, throughout the San Gabriel Mountains, Death Valley National Monument, and Joshua Tree National Monument.

Deer in the San Gabriels

There are five kinds of mule deer in California, all considered to be members of the same species, *Odocoileus hemionus*. They are: Columbian black-tailed deer, California mule deer, Rocky Mountain mule deer, Southern mule deer, and the burro mule deer.

Deer are primarily browsing animals. They eat twigs, buds, and leaves of shrubs and trees. They also rely on acorns in some areas. In the spring and fall they will eat grasses, weeds and other green herbaceous plants.

Deer have keen hearing. Air movement governs its sense of smell. Deer have poor vision for stationary objects but are quick to catch motion.

Bucks alone have antlers. Antlers are shed every year in midwinter and the bucks go bare-headed until a new set starts to grow in early spring. They grow anew each year.

The size of the antlers and the number of points on each side generally increase as the deer progresses toward maturity, after which the number of points may be less numerous in old age. However, both size and the number of points may vary with the diet, particularly in the first year of life. A yearling on good feed may have three-point antlers and a three-year-old on poor feed may wear only spikes. An adult buck in the prime of life ordinarily has four points on each side. Antlers are unreliable as indicators of age. Age can be determined only by tooth development and wear.

Both bucks and does have reddish coats during the summer, but their colors change to gray in the fall as the long hairs of their coats grow out to form the winter pelage. Fawns are born with spotted coats but lose the spots about 8 to 10 weeks after birth, or about the time they are weaned.

In California, deer seldom breed before they are 16 to 18 months old. The necks of the bucks become swollen several weeks before the actual breeding season and remain so until the breeding activity subsides. Does may have as many as three separate breeding periods during the season, spaced about 28 days apart.

If they fail to breed during the first period, they may breed during the second or third period.

Breeding seasons vary with elevation and latitude, but are generally timed so that the young are born during the time of the year when green herbaceous feed is available. The does carry their young for 195-210 days or about seven months and commonly bear single fawns.

The peak of the fawning season varies throughout the State, from early April in parts of coastal California to mid-July in the Sierra Nevada. Some fawns are born earlier and some are born later than the peak periods. Fawns are usually weaned about 60 to 90 days after birth.

The California mule deer is the second most abundant subspecies of deer in the State and is found in abundance in the San Gabriel Mountains.

The animal is migratory except in coastal Southern California and foothill areas where snow does not cause range shifts. The breeding season occurs in October or November in areas along the coast, but extends as late as mid-December in high mountain ranges in the interior.

8. Finishers by Rank



2000 AC100, Johnson's Field. Adaberto Mendoza, Al ValVerde, Tom Nielsen, Guillermo Medina, Tony Ostrom, Jorge Pacheco, Louis Paciello.
Photo by Dean Dobberteen.

Ranking and Alphabetical Listing Notes

Finishers are alphabetically indexed by time and name (starting on page 44). Winners are indicated in boldface.

Awards are listed in full when possible. Finishers for the Last Great Race, the

Western United States, and John Muir Trail are listed after the finisher index.

Awards Abbreviations

G/S Buckle: Gold/Silver Buckle

LGR5: Last Great Race (5 races)

LGR6: Last Great Race (6 Races)

W4: Western United States

Ram's Head: Sportsman of the Year

JMT: John Muir Trail

2SR: Second Sunrise

AC100 Winning Times, 1986–2012

Name	Home	Time	Name	Home	Time	Name	Home	Time
1986 Richard Provost, 40	CA	21:52:11	1994 Ben Hian, 25	CA	18:39:48	2004 Jorge Pacheco, 36	CA	19:10:28
Sheila Hasham, 44	CA	29:15:19	Evelyn Marshall, 36	CA	23:39:37	Jennifer Johnston, 40	CA	24:32:24
1987 Jim Gensichen, 38	CA	19:37:13	1995 Ben Hian, 26	CA	19:11:11	2005 Guillermo Medina, 29	CA	19:33:13
Diane Eastman, 45	CA	28:31:04	Evelyn Marshall, 37	CA	22:01:16	Julie Fingar, 30	CA	24:53:24
1988 Jim Gensichen, 39	CA	20:21:49	1996 Ben Hian, 27	CA	18:50:24	2006 Hal Koerner, 30	OR	18:37:29
Kathy Britcliffe, 33	CA	26:30:55	Jennifer Henderson, 37	CA	24:28:27	Ashley Idema, 26	OR	23:29:05
1989 Jim O'Brien, 36	CA	17:35:48	1997 Cirildo Gonzalez, 43	MEX	19:37:03	2007 Kevin Dean, 36	CA	19:34:41
Kathy Britcliffe, 34	CA	22:36:57	Sherry Kae Johns, 42	NM	23:18:00	Suzanna Bon, 43	CA	22:00:15
1990 Jussi Hamalainen, 44	CA	21:35:20	1998 Ben Hian, 29	CA	19:05:35	2008 Hal Koerner, 32	OR	18:29:18
Susan Gimbel, 43	CA	23:37:05	Jennifer Johnston, 34	CA	23:28:43	Prudence L'Heureux, 38	OR	22:13:06
1991 Jussi Hamalainen, 45	CA	20:12:56	1999 Tom Nielsen, 40	CA	19:07:50	2010 Jorge Pacheco, 42	CA	19:20:30
Vicki DeVita, 38	CA	23:46:56	Suzanne Brana, 41	CA	23:08:47	Keira Henninger, 34	CA	24:15:12
1992 Fred Shufflebarger, 44	CA	19:22:16	2000 Tom Nielsen, 41	CA	19:09:04	2011 Dominic Grossman, 24	CA	20:21:18
Joanie Mork, 38	CA	27:44:40	Jennifer Johnston, 36	MI	25:11:24	Paulette Zillmer, 29	AZ	23:47:12
Kathy Welch, 39	CA	27:44:40	2001 Jorge Pacheco, 33	CA	19:05:06	2012 Chris Price, 31	CA	19:46:06
1993 Fred Shufflebarger, 45	CA	19:41:44	Jennifer Johnston, 37	CA	25:23:36	Keira Henninger, 36	CA	23:17:12
Evelyn Marshall, 35	CA	25:15:09	2003 Jorge Pacheco, 34	CA	18:52:24			
			Diana Finkel, 31	CO	24:39:06			

Rank	Name	Home	Time	Year	Award	Rank	Name	Home	Time	Year	Award
1	O'Brien, Jim, 36	CA	17:35:48	1989	G/S Buckle	14	Pacheco, Jorge, 42	CA	19:20:30	2010	Ram
2	Koerner, Hal, 32	OR	18:29:18	2008	Ram	15	Shufflebarger, Fred, 44	CA	19:22:16	1992	G/S Buckle
3	Koerner, Hal, 30	OR	18:37:29	2006	Ram	16	Howard, Troy, 35	CA	19:25:00	2008	Cougar
4	Hian, Ben, 25	CA	18:39:48	1994	Ram	17	Nielsen, Tom, 39	CA	19:26:08	1998	Cougar
5	Hian, Ben, 27	CA	18:50:24	1996	Ram	18	Flores, Gabriel, 29	CA	19:30:36	1995	
6	Pacheco, Jorge, 34	CA	18:52:24	2003	Ram	19	Medina, Guillermo, 30	CA	19:30:36	2004	Cougar
7	Pacheco, Jorge, 33	CA	19:05:06	2001	Ram	20	Hamalainen, Jussi, 44	CA	19:31:24	1990	
8	Hian, Ben, 29	CA	19:05:35	1998	Ram	21	Medina, Guillermo, 29	CA	19:33:13	2005	Ram
9	Nielsen, Tom, 40	CA	19:07:50	1999	Ram	22	Dean, Kevin, 36	CA	19:34:41	2007	Ram
10	Nielsen, Tom, 41	CA	19:09:04	2000	Ram	23	Gonzalez, Cirildo, 43	MEX	19:37:03	1997	Ram
11	Pacheco, Jorge, 36	CA	19:10:28	2004	Ram	24	Gensichen, Jim, 38	CA	19:37:13	1987	G/S Buckle
12	Hian, Ben, 26	CA	19:11:11	1995	Ram	25	Shufflebarger, Fred, 45	CA	19:41:44	1993	Ram
13	Jurek, Scott, 24	SD	19:15:06	1998		26	Jones-Wilkins, Andy, 37	CA	19:43:18	2005	Cougar



Fred Shufflebarger & Hal Winton, 1994



Kelly Solverson, 2005



Honey Albrecht, 2007

Rank	Name	Home	Time	Year	Award	Rank	Name	Home	Time	Year	Award
27	Pellon, Jim, 37	CA	19:44:44	1987		89	Hamalainen, Jussi, 48	CA	21:19:46	1994	
28	Price, Chris, 31	CA	19:46:06	2012	Ram	90	Slater, Jack, 42	CA	21:20:17	1989	
29	Schlereth, Joe, 44	CA	19:50:47	1994	Rhino	91	Hamalainen, Jussi, 51	CA	21:20:55	1997	Rhino
30	Jurek, Scott, 25	WA	19:51:19	1999	10Pt Buck	92	Karnazes, Dean, 41	CA	21:21:18	2003	Horse
31	Hamalainen, Jussi, 49	CA	19:51:26	1995	Rhino, Eagle	93	Polley, Brian, 39	CA	21:23:24	2010	Cougar
32	O'Brien, Jim, 34	CA	19:51:47	1987		94	Shufflebarger, Fred, 43	CA	21:24:01	1991	
33	Jones-Wilkins, Andy, 36	CA	19:53:06	2004	Horse	95	Romero, Ruperto, 46	CA	21:25:12	2010	Horse
34	Howard, Troy, 34	CA	20:00:23	2007	Cougar	96	Worswick, Jonathan, 34	CA	21:27:32	1997	
35	Schlereth, Joe, 43	CA	20:04:11	1993		97	Schlereth, Joe, 39	CA	21:31:58	1989	
36	Jones-Wilkins, Andy, 36	CA	20:07:30	2003	Cougar	98	Barger, Dan, 25	CA	21:35:20	1990	
37	Angle, Justin, 34	WA	20:08:00	2008		99	Romero, Ruperto, 42	CA	21:35:26	2007	Rhino
38	Nielsen, Tom, 38	CA	20:09:22	1997	Cougar	100	Madden, Kurt, 39	CA	21:35:53	1994	
39	Herrera, Carlos, 22	MEX	20:10:33	2007	10Pt Buck	101	Cervantes, Martimiano, 46	CA	21:36:59	1998	8pt Buck
40	Kissell, Bill, 32	CA	20:10:52	1987		102	Schlereth, Joe, 41	CA	21:37:27	1991	W4
41	Hamalainen, Jussi, 45	CA	20:12:56	1991	G/S Buckle	103	Romero, Ruperto, 47	CA	21:37:30	2011	Cougar
42	Hamalainen, Jussi, 41	FIN	20:15:20	1987		104	Slater, Jack, 41	CA	21:40:05	1988	
43	Sakurai, Kaname, 35	JPN	20:15:27	2000	Cougar	105	Harris, Stephen, 40	CA	21:40:16	1994	
44	Schlereth, Joe, 45	CA	20:17:25	1995		106	Mendoza, Adalberto, 49	CA	21:41:18	2001	Elk
45	Hamalainen, Jussi, 46	CA	20:18:05	1992		107	Harris, Stephen, 44	CA	21:42:46	1998	
46	Put, Hans, 39	NY	20:18:13	2000	Arabian Stallion	108	Harris, Stephen, 43	CA	21:43:04	1997	
47	Grossman, Dominic, 24	CA	20:21:18	2011	Ram	109	Slater, Jack, 43	CA	21:45:14	1990	
48	Gensichen, Jim, 39	CA	20:21:49	1988	G/S Buckle	110	Ehrhard, Ron, 28	CA	21:47:14	1998	
49	Nielsen, Tom, 37	CA	20:22:22	1996	Cougar	111	Torres, Carlos, 20	MEX	21:47:24	2005	Rams Hd
50	Nielsen, Tom, 47	CA	20:23:07	2006	Cougar	112	Harris, Stephen, 38	CA	21:49:56	1992	
51	Sawchuk, Kevin, 32	VA	20:23:14	1997		113	Hines, Jeff, 35	CA	21:50:36	1995	
52	Nielsen, Tom, 46	CA	20:26:18	2005	Horse	114	Provost, Richard, 40	CA	21:52:11	1986	
53	Torrence, Ian, 27	NV	20:26:19	1999	10Pt Buck	115	Banderas, Carlos, 48	CA	21:53:52	1998	
54	Barker, Leland, 39	UT	20:30:26	1997		116	Park, David, 38	CA	21:54:33	1994	
55	Hamalainen, Jussi, 43	CA	20:31:21	1989		117	Mendoza, Adalberto, 48	CA	21:55:35	2000	Rhino
56	Hamalainen, Jussi, 47	CA	20:33:25	1993		118	Hamalainen, Jussi, 50	CA	21:55:40	1996	Buffalo
57	Hoang, Kyle, 35	CA	20:35:30	2006	Horse	119	Brainard, Dick, 44	MA	21:56:06	1989	
58	Freeman, Lon, 29	CA	20:38:18	2004		120	Atlas, Dave, 33	MT	21:56:13	1992	
59	Angle, Justin, 33	WA	20:38:50	2007		121	Staude, John-Mark, 26	AZ	21:56:18	1991	
60	Lopez, Oswaldo, 36	CA	20:39:30	2008	Horse	122	Slater, Jack, 39	CA	21:59:25	1986	
61	Torrence, Ian, 25	NV	20:40:37	1997		123	Kiddoo, Phill, 29	CA	22:00:00	2004	
62	Harris, Stephen, 41	CA	20:43:04	1995		124	Bon, Suzanna, 43	CA	22:00:15	2007	Ram
63	Medina, Guillermo, 28	CA	20:45:12	2003	10Pt Buck	125	Romero, Ruperto, 42	CA	22:00:23	2006	Rhino
64	Polley, Brian, 36	CA	20:45:17	2007	Horse	126	Marshall, Evelyn, 37	CA	22:01:16	1995	Ram
65	Schlereth, Joe, 46	CA	20:46:34	1996	Rhino	127	Davis, Lance, 33	CA	22:03:10	1993	
66	Nava Lopez, Osbaldo, 35	CA	20:51:16	2007		128	Matthys, Ignace, 32	BEL	22:05:26	1991	
67	Torrence, Ian, 26	NV	20:52:21	1998		129	Banderas, Carlos, 50	CA	22:05:48	2000	8pt Buck
68	Herrera, Juan, 28	MEX	20:52:29	1997		130	Franko, Joseph, 45	CA	22:08:07	1991	
69	Herrera, Madero, 25	AZ	20:54:45	1996		131	Flynt, David, 39	CA	22:08:17	1995	
70	Gunnarsson, Patrik, 33	CA	20:57:53	1998		132	Medina, Guillermo, 33	CA	22:08:18	2008	
71	Hines, Jeff, 36	CA	20:59:04	1996		133	Spencer, Douglas, 38	CA	22:08:53	1996	
72	Schlereth, Joe, 42	CA	20:59:18	1992		134	Medina, Guillermo, 27	CA	22:09:30	2001	
73	Koerner, Hal, 28	CO	20:59:24	2004		135	Carr, Derrick, 39	VA	22:11:14	2000	10Pt Buck
74	Capewell, Dale, 31	CA	21:04:30	1994		136	Medina, Guillermo, 36	CA	22:11:24	2010	Eagle
75	Medina, Guillermo, 31	CA	21:05:15	2006		137	Seminoff, Tim, 38	UT	22:12:07	1996	
76	Hamalainen, Jussi, 42	CA	21:05:22	1988		138	Arceo, Rafael, 44	CA	22:12:18	2012	
77	Put, Hans, 37	NY	21:06:08	1998	Horse	139	Cheese, Tom, 31	CA	22:12:56	1990	
78	Val Verde, Al, 40	CA	21:06:09	1998	Rhino	140	L'Heureux, Prudence, 38	OR	22:13:06	2008	Ram
79	Riley, Jeff, 37	OR	21:08:33	2006		141	Hian, Ben, 24	CA	22:14:00	1993	
80	Pacheco, Jorge, 43	CA	21:12:06	2012	Cougar	142	Nordell, Ashley, 27	CA	22:14:19	2007	
81	Romero, Ruperto, 48	CA	21:12:18	2012	Rhino	143	Goggins, David, 32	CA	22:15:19	2007	
82	Medina, Guillermo, 26	CA	21:13:05	2000	10Pt Buck	144	Jones-Wilkins, Andy, 33	AZ	22:15:36	2000	
83	Parsons, Chip, 38	CA	21:13:05	1992		145	Kulak, Joseph, 35	CO	22:16:12	2003	LGR6
84	Bien, Rod, 36	OR	21:14:12	2008		146	Hines, Jeff, 40	CA	22:16:49	2000	
85	Nava Lopez, Osbaldo, 34	MEX	21:14:28	2006		147	Franko, Joseph, 44	CA	22:17:51	1990	
86	Harris, Stephen, 34	CA	21:17:40	1988		148	Pals, Lou, 50	CDN	22:18:21	1992	
87	Spencer, Douglas, 39	CA	21:17:53	1997		149	Dobberteen, Dean, 32	CA	22:19:33	2007	
88	Finkbeiner, Bill, 36	CA	21:18:28	1992	W4	150	Gonzalez, Cirildo, 44	MEX	22:20:05	1998	



Evelyn Marshall, 1993



Ben Hian, 1994



Scott Sullivan, 2005

Rank	Name	Home	Time	Year	Award	Rank	Name	Home	Time	Year	Award
151	Ingstrom, Heikki, 34	UT	22:21:03	1992		213	Mendoza, Adalberto, 51	CA	23:07:18	2003	Rhino
152	Vander Tuig, Randy, 38	CA	22:22:12	2012	Horse	214	Sanchez, Ray, 41	CA	23:07:24	2008	
153	Ulrich, Marshall, 38	CO	22:22:14	1989	LGR6	215	Barger, Dan, 23	CA	23:07:31	1988	
154	Balsley, David, 42	NY	22:22:35	1989		216	Christensen, Chris, 35	CA	23:07:48	1992	
155	Sawchuk, Kevin, 34	CA	22:23:53	1999		217	Brana, Suzanne, 41	CA	23:08:47	1999	Cougar
156	Park, David, 39	CA	22:24:51	1995		218	Pearch, John, 30	WA	23:10:30	2003	
157	Spencer, Douglas, 41	CA	22:25:25	1999	Horse	219	McDonald, Shawn, 29	CA	23:10:42	1995	
158	LaDuc, David, 41	CA	22:26:12	2010	Rhino	220	McKinley, Lee, 47	CA	23:11:06	2008	
159	Caldwell, Donald, 45	CA	22:27:50	1989		221	Perez, Angel, 35	CA	23:11:16	2006	
160	Marcelli, Mark, 42	CA	22:29:18	2001		222	Thornley, Craig, 42	OR	23:11:28	2006	
161	Huffman, Dennis, 45	CA	22:29:28	1994		223	Carlson, Bill, 32	CA	23:12:17	1992	
162	Taylor, Dana, 33	CA	22:29:28	1994		224	Kee, Bill, 40	CA	23:12:24	1997	
163	Romero, Ruperto, 45	CA	22:30:06	2008	Rhino	225	Marcelli, Mark, 36	CA	23:13:18	1995	
164	Greaves, Martyn,	GB	22:30:20	1987		226	Spector, Josh, 37	CA	23:14:06	2010	
165	Bogenhuber, Alfred, 48	CA	22:31:05	1988		227	Redmond, Don, 22	CA	23:14:11	1990	
166	Hoff, Bruce, 32	CA	22:31:17	1995		228	Williams, Dan, 52	CA	23:14:30	2001	
167	Thornley, Craig, 39	OR	22:31:18	2003		229	Ralls, Jai, 33	OR	23:15:24	2008	
168	Dobberteen, Dean, 35	CA	22:31:36	2010		230	Sanchez, Juan, 39	CA	23:16:06	2008	
169	Demorest, John, 38	CA	22:31:54	1989		231	Gregorich, Ken, 42	CA	23:17:06	2001	
170	Hamalainen, Jussi, 52	CA	22:33:46	1998	Buffalo	232	Henninger, Keira, 36	CA	23:17:12	2012	Ram
171	Britcliffe, Kathy, 34	CA	22:36:57	1989		233	Hoang, Kyle, 34	CA	23:17:24	2005	
172	Freeman, Jimmy Dean, 35	CA	22:38:00	2012		234	Cole, Chris, 23	CA	23:17:36	1986	
173	Hosaka, Toshikazu, 35	CA	22:38:00	2012		235	Johns, Sherry Kae, 42	NM	23:18:00	1997	Ram
174	Perez, Angel, 34	CA	22:38:24	2005		236	Grobesson, Jay, 38	CA	23:18:09	1999	
175	Flynt, David, 38	CA	22:39:30	1994		237	Lygre, David, 47	WA	23:18:36	1989	
176	Johns, Sherry Kae, 40	AZ	22:39:35	1995	Rhino	238	Franiak, Joe, 30	CA	23:18:49	1991	
177	Mills, Scott, 48	VA	22:40:59	1999	Rhino	239	McNair, Rob, 45	CA	23:19:07	2000	
178	Gunnarsson, Patrik, 32	CA	22:42:05	1997		240	Marcelli, Mark, 48	CA	23:20:03	2007	8pt Buck
179	Perez, Angel, 36	CA	22:42:18	2007		241	McKenzie, Scott, 41	CA	23:20:37	1996	
180	Nielsen, Tom, 51	CA	22:42:30	2011	Horse	242	Sloan, Tom, 41	CA	23:21:08	1989	
181	Harris, Stephen, 42	CA	22:43:41	1996		243	Penna, Phil, 42	CA	23:21:26	1990	
182	McGilvery, Wayne, 31	CA	22:44:26	1999		244	Crane, Steve, 44	CA	23:22:00	2012	Buffalo
183	Banderas, Carlos, 47	CA	22:45:05	1997	8pt Buck	245	Crites, Kent, 37	CA	23:22:58	1988	
184	Schlereth, Joe, 40	CA	22:46:19	1990		246	Teal, Brent, 34	CA	23:23:06	2008	
185	Medina, Guillermo, 25	CA	22:47:35	1999		247	Winter, Thomas, 42	CA	23:23:09	1990	
186	Perez, Angel, 32	CA	22:48:18	2003		248	Gregg, Michael, 28	CA	23:23:43	1986	
187	White, Micah, 38	CA	22:48:24	2001		249	Kee, Bill, 38	CA	23:24:12	1995	
188	Mills, Scott, 57	CA	22:49:06	2008	8pt Buck	250	Val Verde, Al, 42	CA	23:24:32	2000	
189	Portelance, Rolly, 47	CA	22:49:06	1990		251	Gagarin, Peter, 44	MA	23:25:11	1989	
190	Hamalainen, Jussi, 40	CA	22:49:56	1986		252	McNair, Rob, 44	CA	23:26:11	1998	
191	Huffman, Dennis, 42	CA	22:49:56	1991		253	Bell, Ray, 44	FL	23:27:27	1988	W4
192	Wood, Blake, 37	NM	22:50:38	1995		254	Hamalainen, Jussi, 54	FIN	23:27:46	2000	Buffalo
193	Medina, Guillermo, 32	CA	22:50:40	2007		255	Feldman, Alex, 40	ID	23:28:07	1997	
194	Cave, John, 32	WA	22:51:55	1992		256	Johnson, Gary, 38	CA	23:28:09	1991	
195	Horton, Roch, 50	UT	22:53:18	2008	Buffalo	257	Johnston, Jennifer, 34	CA	23:28:43	1998	Ram
196	McKenzie, Scott, 40	CA	22:53:48	1995		258	McCarthy, Willis, 35	CA	23:29:01	1990	
197	Flores, Gabriel, 32	CA	22:53:59	1998		259	Idema, Ashley, 26	OR	23:29:05	2006	Ram
198	Winter, Tom, 45	CA	22:54:40	1994		260	Grobesson, Jay, 44	CA	23:29:12	2005	Rhino, Elk
199	Nordell, Ashley, 28	CA	22:55:30	2008		261	Sherman, Stu, 49	CA	23:29:18	2004	Rhino
200	Apt, Kirk, 33	CO	22:55:34	1995		262	Westergaard, Danny, 31	CA	23:29:32	1990	
201	Hamalainen, Jussi, 55	CA	22:56:24	2001		263	Thompson, Jeff, 39	CA	23:29:54	1990	
202	Whyte, Pat, 41	CA	22:57:07	1989		264	Maddieson, Ian, 44	CA	23:30:05	1986	
203	Ramsey, William, 44	CA	22:57:14	1997		265	Robison, Wendell, 37	WY	23:30:34	1989	
204	Banderas, Carlos, 43	CA	22:59:25	1994		266	Grobesson, Jay, 36	CA	23:30:43	1997	
205	West, Ralph,	CA	23:02:04	1987		267	Polley, Brian, 35	CA	23:32:08	2006	
206	Javier, Yanco, 35	CA	23:03:18	2012		268	Hamalainen, Jussi, 53	CA	23:32:52	1999	8pt Buck
207	Mackey, Monte, 45	CA	23:03:18	2001		269	Mills, Scott, 44	VA	23:33:07	1995	
208	Herrera, Carlos, 21	MEX	23:04:06	2006		270	Miller, Dana, 42	UT	23:33:24	1993	
209	Gallardo, Marc, 31	CA	23:05:46	1996		271	Pflueger, Jeff, 41	CA	23:33:30	2011	Rhino
210	Grossman, Dominic, 23	CA	23:06:06	2010		272	Bartoo, Duke, 47	CA	23:34:02	1999	
211	Banderas, Carlos, 45	CA	23:06:42	1995		273	Teal, Brent, 33	CA	23:34:08	2007	
212	Henriquez, Ernesto, 39	CA	23:06:42	1995		274	Adame, Brandon, 34	CA	23:34:36	2012	Ram



Suzanne Brana, 1999



Kevin Sawchuck & Doug Spencer, finish line, 1999

Rank	Name	Home	Time	Year	Award	Rank	Name	Home	Time	Year	Award
275	Robinson, John, 34	OR	23:34:46	2000		337	Fabian, Francisco, 50	CA	23:55:24	2001	
276	McDowell, Nate, 28	OR	23:35:29	2000		338	Curry, Garry, 33	CA	23:55:25	1987	
277	Goodman, Larry, 33	CA	23:35:48	1990		339	Prado, Robert, 34	CA	24:01:16	1988	
278	Wood, Blake, 38	NM	23:36:16	1996		340	Shartel, Angela, 38	CA	24:05:36	2012	2SR
279	Gilbert, Cortez,		23:36:57	1989		341	Harris, Stephen, 45	CA	24:06:47	1999	
280	Gimbel, Susan, 43	CA	23:37:05	1990		342	Mendoza, Adalberto, 54	CA	24:07:31	2006	
281	Trafecanty, Denis, 53	CA	23:37:09	1996		343	Mendoza, Adalberto, 56	CA	24:08:18	2008	
282	Hoff, Bruce, 29	CA	23:37:15	1992		344	Bunton, Stacey, 43	OR	24:10:28	2006	Cougar
283	Cooley, Colin, 41	CA	23:37:30	2012	Rams Hd	345	Scislowicz, Caz, 51	CA	24:12:07	2000	
284	Allison, Walter, 35	CA	23:38:34	1990		346	Henninger, Keira, 34	CA	24:15:12	2010	
285	McCarthy, Willis, 42	CA	23:39:19	1997		347	Grobesson, Jay, 43	CA	24:20:24	2004	2SR
286	Marshall, Evelyn, 36	CA	23:39:37	1994	Ram	348	Arceo, Rafael, 43	CA	24:21:24	2011	
287	Nielsen, Tom, 35	CA	23:39:37	1994		349	Crane, Steve, 43	CA	24:27:12	2011	
288	Cepeda, Caesar, 37	CA	23:39:41	2000		350	Betts, Kellen, 22	CA	24:28:06	2004	
289	Corcoran, Devin, 49	CA	23:40:34	2006	8pt Buck	351	Henderson, Jennifer, 37	CA	24:28:27	1996	Ram
290	Coury, Jamil, 26	AZ	23:41:06	2011		352	Ramires, Martin, 34	AZ	24:28:27	1996	
291	Hillestad, Richard, 44	CA	23:41:07	1986		353	Moore, Tracy, 47	CA	24:29:30	2008	
292	McNair, Rob, 54	CA	23:41:12	2008		354	Mendoza, Adalberto, 47	CA	24:30:01	1998	
293	Torrence, Ian, 31	NV	23:41:12	2004		355	Bogenhuber, Edith, 47	CA	24:31:04	1991	
294	Sakurai, Kaname, 34	JPN	23:41:16	1998	Rams Hd	356	Thibeault, Gene, 49	CA	24:32:14	1995	
295	Lee, Kevin, 32	CA	23:41:40	1996		357	Johnston, Jennifer, 40	CA	24:32:24	2004	Ram
296	Hamalainen, Jussi, 60	CA	23:43:11	2006	Buffalo	358	Pedroia, Vince, 52	CA	24:34:09	1999	Buffalo
297	Green, Thomas, 42	MD	23:43:46	1992		359	Cooper Jr., Will, 48	CA	24:34:12	2011	
298	Condron, Barry, 30	CA	23:44:35	1994		360	Kee, Bill, 42	CA	24:34:17	1999	
299	Allen, Rocky, 30	CA	23:44:44	2007		361	Carr, Derrick, 38	VA	24:34:34	1999	
300	McDonald, Shawn, 32	CA	23:44:55	1998		362	Arceo, Rafael, 42	CA	24:37:00	2010	
301	Adams, David, 41	WY	23:45:10	1993		363	Arceo, Rafael, 35	CA	24:37:18	2003	
302	Sanchez, Juan, 38	CA	23:45:23	2007		364	Pedroia, Vince, 52	CA	24:37:32	1998	
303	Coudurier, Bernard, 44	CA	23:45:47	1996		365	Finkel, Diana, 31	CO	24:39:06	2003	Ram
304	Lenderking, Hollis, 40	CA	23:46:46	1990		366	Pacheco, Jorge, 32	CA	24:39:39	2000	
305	DeVita, Vicki, 38	CA	23:46:56	1991	G/S Buckle	367	Bandur, John, 48	WA	24:40:41	1986	
306	Moran, Mark, 44	OR	23:47:12	2011		368	Flynt, David, 38	CA	24:40:48	1993	
307	Zillmer, Paulette, 29	AZ	23:47:12	2011	Ram	369	Flores, Mark, 43	CA	24:41:18	2012	2SR
308	Modzelewski, Michael, 36	CA	23:47:20	1989		370	Cross, Peter, 32	CA	24:41:24	2012	2SR
309	Modzelewski, Scott, 27	AZ	23:47:20	1989		371	Balch, Vincent, 41	CA	24:42:02	1997	
310	Adame, Brandon, 32	CA	23:47:24	2010		372	Coblentz, David, 43	NM	24:43:25	2006	
311	Cave, John, 31	CA	23:47:30	1991		373	Sutton, Dale, 47	CA	24:44:30	1987	
312	Demorest, John, 42	CA	23:47:32	1993		374	Flores, Mark, 40	CA	24:46:06	2008	
313	Fiorito, Mike, 29	NC	23:48:35	1996		375	Beech, George, 41	CO	24:50:02	1991	
314	Coury, Jamil, 22	AZ	23:49:07	2007		376	Hilliard, Gary, 49	CA	24:50:16	2004	8 Pt Buck
315	Coury, Nick, 19	AZ	23:49:07	2007		377	McCarthy, Micheal, 42	OR	24:50:16	2006	
316	McKenzie, Scott, 39	CA	23:49:52	1994		378	Trafecanty, Denis, 54	CA	24:52:48	1997	Buffalo
317	Gassan, Larry, 41	CA	23:50:04	1996		379	Pedroia, Vince, 54	CA	24:52:59	2000	
318	Tanzer, Herb, 38	CA	23:51:02	1990		380	Fingar, Julie, 30	CA	24:53:24	2005	Ram
319	Paciello, Louis, 34	AZ	23:51:19	2000		381	Gallardo, Marc, 32	CA	24:53:52	1997	
320	Reinstein, Devy, 34	CA	23:51:25	1990		382	McNair, Rob, 52	CA	24:54:20	2006	
321	Slater, Jack, 44	CA	23:51:26	1991		383	Gunderson, Jonathan, 33	CA	24:55:06	2011	
322	Hanna, Noel, 31	IRE	23:51:29	1998	Rams Hd	384	Hamalainen, Jussi, 58	CA	24:55:06	2004	Buffalo
323	Freeman, Jimmy Dean, 34	CA	23:51:30	2011		385	Mackey, Monte, 41	CA	24:55:57	1997	
324	Dutfield, Stewart, 36	WA	23:51:42	1991		386	Bassett, Nick, 50	WY	24:56:49	1995	Buffalo
325	Johnston, Jennifer, 35	CA	23:51:57	1999		387	Lehnberg, Dan, 52	CA	24:57:24	2012	Buffalo
326	Williams, Jamie, 45	CA	23:51:57	1994		388	Bunton, Stacey, 44	OR	24:57:45	2007	Cougar
327	Rambach, Whit, 36	CA	23:52:00	2003		389	Gibbons, Wayne, 31	CA	24:58:07	1990	
328	White, Micah, 37	CA	23:52:09	2000		390	Sloan, Tom, 40	CA	24:58:26	1988	
329	Hardman, Gordon, 38	CO	23:53:00	1989	LGR6	391	Pirkl, Greg, 32	HI	24:59:14	2000	
330	Corcoran, Devin, 48	CA	23:53:06	2005	8pt Buck	392	Huff, Jeff, 38	HI	24:59:15	2000	
331	Slater, Jack, 45	CA	23:53:18	1992		393	Bogges, Edward, 39	CO	24:59:58	1997	
332	Harlan, Larry, 37	CA	23:53:44	1996		394	Petschar, Perry, 41	CA	25:00:55	1995	
333	Robison, Wendell, 38	WY	23:54:00	1990		395	McNair, Rob, 43	CA	25:02:18	1997	
334	Tanaka, Mark, 43	CA	23:54:24	2010		396	Crawford, Sada, 46	CA	25:04:18	2012	Rhino, 2SR
335	Slater, Jack, 40	CA	23:54:25	1987		397	Masters, Ed, 37	UT	25:04:41	1989	
336	Peccsar, Jeff, 38	CA	23:55:15	1988		398	McMahon, Elaina, 39	CA	25:05:33	1996	Cougar



Justin Angle (r) 2008



Jana Gustman and Jennifer Johnston, 2001.

Rank	Name	Home	Time	Year	Award	Rank	Name	Home	Time	Year	Award
399	Swatt, Martha, 33	WY	25:06:00	1995		461	Crawford, Terry, 42	CA	25:57:25	1990	
400	Barger, Dan, 29	CA	25:06:08	1994		462	Val Verde, Al, 39	CA	25:58:11	1997	
401	Arndt, Jeff, 48	AK	25:06:30	2001		463	Trafecanty, Denis, 58	CA	25:58:18	2001	
402	Winter, Thomas, 39	CA	25:08:37	1987		464	Limb, Troy, 44	CA	26:00:00	2005	
403	Mackey, Monte, 35	CA	25:08:54	1991		465	Ball, Tim, 32	CA	26:02:04	1991	
404	Mendoza, Adalberto, 54	CA	25:09:43	2007	Buffalo	466	Bandur, John, 51	WA	26:03:20	1989	
405	Welch, Donald, 39	CA	25:10:21	2007		467	Casteran, Rene, 42	OR	26:03:20	1989	W4
406	Coudurier, Bernard, 45	CA	25:10:38	1997		468	Hamalainen, Jussi, 56	CA	26:04:12	2003	8pt Buck
407	Johnston, Jennifer, 36	MI	25:11:24	2000	Ram	469	Eppelman, Scott, 40	TX	26:04:14	2006	
408	Palmer, Peter, 44	CT	25:14:18	1997		470	Elam, Linda, 45	CA	26:04:16	1991	W4
409	Arceo, Rafael, 38	CA	25:14:28	2006		471	Molmen, akabill, 54	HI	26:04:42	1998	
410	Graney, Bill, 46	CA	25:14:28	2006		472	Chamoun, Michael, 29	CA	26:05:06	2012	
411	Pedroia, Vince, 51	CA	25:14:36	1997		473	Sundermeier, Ronda, 37	OR	26:06:12	2004	Cougar
412	Marshall, Evelyn, 35	CA	25:15:09	1993	Ram	474	Ostrom, Tony, 45	CA	26:07:56	2000	
413	Hughes, Ken, 51	CA	25:15:24	2010	8pt Buck, 2SR	475	Ritchie, Gary, 58	CA	26:08:18	1998	
414	Tucker, Donald, 32	UT	25:16:14	1989		476	Beach, Maggie, 40	CA	26:08:24	2011	Cougar
415	Ruvalcaba, David, 54	CA	25:16:24	2008		477	Daly, David, 40	CA	26:08:30	2001	
416	Johnston, Sue, 40	VT	25:16:30	2006	Rhino, 2SR	478	Askew, Deborah, 41	CA	26:09:15	1999	Rhino
417	Morrison, Walter, 52	CA	25:16:54	1990		479	Winters, Ted, 48	CA	26:09:32	1986	
418	Limb, Troy, 43	CA	25:18:18	2004		480	Hansen, Jonas, 32	CA	26:10:24	2008	
419	Lang, Jeff, 42	CA	25:18:30	2010		481	Kee, Bill, 48	CA	26:11:30	2005	
420	Gagarin, Peter, 41	MA	25:19:05	1986		482	Mazaud, Jean-Paul, 43	CA	26:13:02	1995	
421	Arndt, Jeff, 51	AK	25:20:24	2004		483	Molmen, akabill, 56	HI	26:14:24	2000	
422	Volkenand, Robert, 57	OR	25:21:16	1988		484	Curry, Garry, 42	CO	26:14:50	1996	
423	Malinin, Mike, 36	CA	25:22:06	2004		485	Grobesson, Jay, 33	CA	26:15:33	1994	
424	Johnston, Jennifer, 37	CA	25:23:36	2001	Ram	486	Bruell, Harry, 37	CO	26:16:11	2006	
425	Bogenhuber, Edith, 46	CA	25:23:37	1990		487	Ehret, Stephanie, 43	CO	26:16:11	2006	
426	Condron, Barry, 30	CA	25:23:42	1993		488	Adame, Brandon, 30	CA	26:16:12	2008	
427	Ramsey, William, 43	CA	25:26:11	1996		489	Robinson, Dave, 34	CA	26:16:19	1996	
428	Stewart, Patrick, 35	CA	25:31:03	1997		490	Coudurier, Bernard, 43	CA	26:16:33	1995	
429	Huffman, Dennis, 44	CA	25:31:56	1993		491	Tinker, Nancy, 42	CA	26:17:59	1993	
430	Grobesson, Jay, 34	CA	25:32:46	1995		492	Cone, Travis, 29	CA	26:19:18	2011	
431	Capron, David, 53	CA	25:33:47	1998		493	Murase, Yosuke, 40	MD	26:20:24	2012	
432	Vandenburg, Larry, 46	WA	25:34:42	2000		494	Bahr, Tracy, 32	OR	26:20:30	2005	Cougar
433	Arndt, Jeff, 47	AK	25:34:51	2000		495	Boggess, Edward, 41	CO	26:21:52	1999	LGR6
434	McKinley, Lee, 47	CA	25:36:19	2007		496	Kumeda, Andy, 44	CA	26:22:06	2012	
435	Trevino, Mike, 25	CA	25:36:37	2000		497	Bassett, Nick, 52	WY	26:23:10	1997	
436	Sisler, Grant, 30	CA	25:37:11	2007	2SR	498	Galdi, Phil, 36	CA	26:23:20	1986	
437	Grobesson, Jay, 35	CA	25:37:25	1996		499	Hesseltine, Wally, 60	CA	26:23:24	2003	Buffalo
438	Stenzel, William, 26	CA	25:37:31	2000		500	Gates, Richard, 35	UT	26:24:18	1992	W4
439	Grobesson, Jay, 37	CA	25:38:51	1998	LGR6	501	Arceo, Rafael, 33	CA	26:24:30	2001	
440	Bahr, Tracy, 31	OR	25:41:12	2003	Cougar	502	Nosco, Jack, 30	CA	26:25:04	1992	
441	Kiner, Mark, PineNut, 30	CA	25:41:12	2004		503	Curry, Garry, 35	CA	26:25:20	1989	
442	Ringstad, Curt, 41	OR	25:42:36	1993		504	McMahon, Elaina, 38	CA	26:25:54	1995	
443	Breyfogle, James, 30	NM	25:43:06	2012		505	Overstreet, David, 46	CA	26:27:11	2006	
444	Sybrowsky, Brandon, 22	UT	25:44:42	1993		506	Freeman, Jimmy, 29	CA	26:27:32	2006	
445	Tinker, Nancy, 40	CA	25:44:48	1991		507	Sutton, Dale, 46	CA	26:27:55	1986	
446	Herrera, Juan, 32	MEX	25:45:26	2000		508	Fabian, Francisco, 48	CA	26:28:38	1999	
447	Gleason, George, 28	CA	25:46:18	2011		509	Lujan, Edward, 51	CA	26:30:09	1989	
448	Farr, Brian, 43	CA	25:47:57	2007		510	Hagen, Jeff, 46	CA	26:30:33	1993	
449	Cain, Rob, 53	OR	25:48:25	2007		511	Britcliffe, Kathy, 33	CA	26:30:55	1988	G/S Buckle
450	Gifford, Jamie, 49	WA	25:49:00	2011		512	Cruz, Ernesto, 47	CA	26:31:00	2012	
451	Lee, Eric, 26	CO	25:49:12	2008		513	Serrano, Hoberto, 40	CA	26:31:07	2006	
452	Heard, Andrew, 41	AZ	25:49:56	2007		514	Crites, Kent, 43	CA	26:31:13	1994	
453	Villeneuve, Raymond, 38	CDN	25:52:30	1992		515	Moore, Russell, 49	CA	26:33:13	1988	
454	Gustman, Jana, 34	CA	25:55:24	2001	Cougar	516	Kumeda, Andy, 43	CA	26:33:30	2011	
455	Harvey, Steve, 44	CA	25:55:31	1988		517	Flores, Gabriel, 28	CA	26:33:38	1994	
456	Norcia, Christopher, 43	CO	25:56:12	2011		518	Pedroia, Vince, 48	CA	26:33:41	1994	
457	Cosmas, Mark, 38	AZ	25:56:30	2005		519	Nosco, Jack, 33	CA	26:33:51	1995	
458	Huff, Jeff, 37	HI	25:56:47	1999		520	Hesseltine, Wally, 61	CA	26:34:30	2004	
459	Harris, Stephen, 47	CA	25:57:06	2001		521	Robbins, Jeffrey, 46	CA	26:34:57	1998	
460	Grobesson, Jay, 40	CA	25:57:18	2001		522	Jones, Vanessa, 48	CA	26:35:36	2010	Cougar, 2SR



Cirildo Gonzalez, 1998 Ram



Hal Koerner, 2004



Vicki DiVita, 2003

Rank	Name	Home	Time	Year	Award	Rank	Name	Home	Time	Year	Award
523	Webster, Larry, 56	WA	26:35:55	1989		586	Brana, Suzanne, 40	CA	27:04:20	1998	Cougar
524	Schmidt, Matthew, 38	CA	26:36:12	2012	LGR6	587	Utakis, Donna, 42	MA	27:04:30	2010	Rhino
525	Frye-Krier, Barbara, 47	FL	26:38:06	2001	W4, Rhino	588	Curry, Garry, 40	CO	27:04:34	1994	
526	Keogh, Bobby, 57	NM	26:38:06	2001		589	Robbins, Jeffrey, 45	CA	27:05:32	1997	
527	Rustvold, Leif, 32	OR	26:38:46	2007		590	Kee, Bill, 48	CA	27:05:36	2003	
528	Vitale, Leslie, 42	CA	26:39:08	1995		591	Hilliard, Gary, 50	CA	27:06:24	2005	
529	van de Water, Joe, 43	CA	26:39:30	2011		592	Escobar, Luis, 34	CA	27:06:29	1997	
530	Gaggia, Chris, 41	CA	26:40:06	2011		593	Bartoo, Duke, 48	CA	27:07:06	2000	
531	Hamalainen, Jussi, 61	CA	26:40:19	2007		594	Ulloa, Bob, 51	CA	27:07:07	2000	
532	Fullerton, Jimmy, 50	CA	26:40:23	2004		595	Van Wicklin, David, 51	CA	27:07:12	2003	
533	Ridgeway, Diane, 47	CO	26:40:35	1996	Rhino	596	Welch, Donald, 40	CA	27:07:18	2008	
534	Beaulieu, Moe, 46	CA	26:40:46	1990		597	O'Brien, Sean, 45	CA	27:07:24	2008	
535	Nowak, Jerry, 50	OR	26:41:24	2012		598	Allen, Rocky, 29	CA	27:08:12	2006	
536	Lee, Bill, 40	CO	26:41:50	1989		599	Tinker, Nancy, 35	CA	27:09:17	1989	
537	Anderson, Jay, 48	CA	26:42:12	2004		600	Corcoran, Devin, 34	CA	27:09:36	2001	
538	Furin, Milan, 45	SVK	26:42:22	1995	Rams Hd	601	Cepoi, David, 27	CA	27:12:18	1992	
539	Ralyea, Paul, 37	VA	26:42:33	2004		602	Mendoza, Adalberto, 59	CA	27:12:24	2011	
540	Blinn, Jerry, 42	CA	26:43:27	1989		603	Myers, Brian, 34	CA	27:13:00	2010	
541	Bartoo, Duke, 45	CA	26:43:41	1997		604	Nosco, Jack, 29	CA	27:13:04	1991	
542	Hernandez, Jose, 43	CA	26:44:12	2008		605	Bien, Rod, 31	OR	27:13:18	2003	
543	Franko, Joseph, 46	CA	26:44:34	1992		606	Hammett, Ron, 42	NV	27:13:30	2012	
544	Trafecanty, Denis, 60	CA	26:45:12	2003		607	Braun, Paul, 34	CA	27:13:45	1996	
545	Henslee, Gary, 45	CA	26:45:17	1996		608	Nosco, Jack, 38	CA	27:14:06	2000	
546	Fabian, Francisco, 49	CA	26:45:27	2000		609	Gassan, Larry, 38	CA	27:14:20	1993	
547	Heiner, Jannifer, 29	CA	26:46:06	2008		610	Hesseltine, Wally, 62	CA	27:14:30	2005	
548	Musselman, Jim, 39	GA	26:46:29	1999	LGR6	611	Robison, Wendell, 36	WY	27:15:07	1988	LGR5
549	Ramsey, William, 48	CA	26:46:29	1999		612	Cuff, Kermit, 49	CA	27:15:22	2007	
550	Melendy, Byron, 47	CA	26:46:30	1990		613	Fullerton, Jimmy, 49	CA	27:15:36	2003	
551	Stephenson, Chris, 40	CA	26:46:30	2005		614	Ortiz, Jaime, 49	CA	27:15:36	2010	
552	Castano, Larry, 37	CA	26:46:52	1990		615	McMahon, Elaina, 37	CA	27:15:48	1994	
553	Farley, Ken, 43	CA	26:47:18	2008		616	Pedroia, Vince, 55	CA	27:16:06	2001	
554	Slater, Jack, 46	CA	26:47:30	1993		617	Chiasson, Hal, 58	CA	27:16:12	2001	
555	Ulloa, Bob, 47	CA	26:48:33	1996		618	Hamalainen, Jussi, 59	CA	27:16:18	2005	
556	Harris, Stephen, 46	CA	26:48:40	2000		619	Buzik, Ivan, 56	CA	27:16:47	2000	
557	Harvey, Steve, 42	CA	26:48:58	1986		620	Bunton, Stacey, 40	OR	27:17:06	2003	Rhino
558	Maynard, James, 37	CA	26:49:30	2005		621	Samuelson, Mark, 39	CA	27:18:05	1992	
559	Reed, Pamela, 34	AZ	26:49:48	1995		622	Ray, Adam, 40	CA	27:18:08	2006	
560	Brenden, Dan, 55	AZ	26:53:16	2006		623	Letterle, Ken, 29	SA	27:18:12	2012	
561	Brenden, Dan, 57	AZ	26:53:30	2008		624	Furnish, James, 50	CA	27:18:30	1992	
562	Byrne, Rob, 43	CA	26:54:06	2001		625	Greenlaw, Raymond, 39	GA	27:18:41	2000	
563	Burke, Mike, 56	OR	26:54:18	2006		626	Hiskey, Todd, 43	CA	27:19:12	2008	
564	Williams, Dan, 54	CA	26:54:18	2003		627	McRae, Sally, 33	CA	27:20:06	2012	
565	Vance, Fred, 43	CA	26:54:20	1995		628	Farley, Kenneth, 40	CA	27:20:12	2005	
566	Good, Jim, 46	CA	26:55:06	2004		629	Joseph, Gene, 41	AZ	27:20:51	1993	
567	Price, John, 49	OR	26:55:20	2007		630	Scholl, Milt, 30	OR	27:20:51	1987	
568	Slater, Jack, 47	CA	26:55:46	1994		631	Hamalainen, Jussi, 64	CA	27:21:00	2010	Buffalo
569	Capron, David, 52	CA	26:56:13	1997		632	Lee, Kevin, 36	CA	27:21:19	2000	
570	Franko, Joseph, 47	CA	26:56:38	1993		633	Bermudez, Ofelia, 40	CA	27:21:27	1996	
571	Melendy, Byron, 53	CA	26:56:41	1994		634	Huffman, Dennis, 43	CA	27:21:40	1992	
572	Collier, Damon, 40	CA	26:58:13	2006		635	Buck, Richard, 43	CA	27:22:25	1989	
573	Calvert, Randy, 44	NV	26:58:38	1997		636	Gimbel, Susan, 41	CA	27:22:27	1988	
574	Priedkalns, Eric, 37	CA	26:59:18	2008		637	Pedroia, Vince, 49	CA	27:22:40	1995	
575	McCarthy, Willis, 33	CA	26:59:31	1988		638	Urioste, Joanne, 43	NV	27:22:40	1995	Rhino
576	Dobberteen, Dean, 24	CA	27:00:47	1999		639	Kelley, Rick, 46	AZ	27:22:45	1996	
577	McDonald, Ted, 43	CA	27:00:53	2007		640	Castano, Larry, 38	CA	27:23:38	1991	
578	Goss, Lance, 45	CA	27:01:10	1990		641	Herzog, Joe, 42	CA	27:24:00	2010	
579	Freeman, Don, 49	CA	27:01:18	2012		642	Le Roux, Mike, 35	AUS	27:24:06	2011	
580	DeVelice, Robert, 46	AK	27:01:55	2000		643	Meyers, Jeremy, 39	CA	27:24:06	2010	
581	Brenden, Dan, 54	AZ	27:02:12	2005	LGR6	644	Ward, Ken, 51	OR	27:24:12	2008	
582	White, Micah, 41	CA	27:03:06	2004		645	Hodges, Eric, 51	CA	27:24:36	2000	W4
583	Fullerton, Jimmy, 52	CA	27:03:17	2006		646	Bonnett-Castillo, Paul, 38	AZ	27:24:48	1999	
584	Lemus, Maria, 42	CA	27:03:17	2006		647	Little, Jerry, 30	CO	27:24:50	1998	
585	Mailloux, Jeff, 32	ID	27:04:04	1992		648	Welch, Donald, 43	CA	27:25:18	2010	



tracy bahr, jay anderson, 2005 angeles crest 100



Jay Grobeson: Elk Award, ten and done! 2005

Rank	Name	Home	Time	Year	Award	Rank	Name	Home	Time	Year	Award
649	Kimura, Jonathan, 21	CA	27:25:30	2001		712	McMahon, Elaina, 41	CA	27:50:39	1998	Rhino
650	Turner, David, 33	CA	27:25:31	1994		713	Orr, Jim,	CA	27:50:41	1987	
651	Peacock, John, 51	NV	27:26:00	1989		714	Richards-Dinger, Keith, 36	CA	27:51:30	2004	
652	Kozinc, Gabor, 41	CA	27:26:30	2004		715	Goddard, Christopher, 38	CA	27:52:06	2008	
653	Eidenschink, Chuck, 36	OR	27:27:45	1989		716	Weiss, Chrissy, 43	CA	27:53:06	2004	
654	Christopherson, Wayne, 41	MI	27:28:13	1989		717	Molmen, akabill, 55	HI	27:53:17	1999	
655	McComish, John, 51	CA	27:29:25	1988		718	Odre, Jacqueline, 31	HI	27:53:17	1999	
656	Rustvold, Leif, 33	OR	27:30:30	2008		719	Magram, Tom, 38	CA	27:54:13	1986	
657	Rhodes, Randy, 44	CO	27:30:50	1994		720	Werth, Dennis, 49	CO	27:54:21	1991	
658	Lemus, Maria, 46	CA	27:31:24	2010		721	Resh, Jack, 55	CA	27:54:37	1986	
659	LeFebvre, Michael, 33	CA	27:31:36	1993		722	Cole, Chris, 27	CA	27:54:57	1990	
660	Garnett, Paul, 38	CA	27:32:30	1986		723	Duarte, Chase, 44	AZ	27:55:18	2011	
661	Cornell, Gill, 42	CA	27:32:42	1992		724	Freeman, Don, 48	CA	27:55:18	2011	
662	Ramsey, William, 47	CA	27:32:59	2000		725	McCormick, Steve, 46	CA	27:55:55	1990	
663	Knutson, Thomas, 50	MN	27:33:00	2000		726	Salinger, Andy, 43	CA	27:56:06	2011	
664	Valdez, Arturo, 47	CA	27:33:12	2010		727	Waddell, Tom, 48	CA	27:56:07	1994	
665	Solish, Al, 36	CA	27:33:22	1986		728	Tighe, Jarett, 44	VA	27:56:12	2011	
666	Clapper, Joe, 38	VA	27:34:28	1997		729	Isler, Randy, 41	NM	27:56:37	1998	
667	Mckee, Ken, 40	CA	27:34:30	2011		730	Martinez, Marisol, 39	CA	27:57:00	2012	
668	Earnest, Frank, 53	CA	27:34:36	2004	LGR6, W4	731	Valdez, Arturo, 48	CA	27:57:00	2012	
669	Campbell, Michael, 54	VA	27:35:24	2004		732	Gates, Richard, 32	UT	27:57:14	1989	
670	Grunt, Cindie, 41	OR	27:35:49	1991		733	Cuff, Kermit, 50	CA	27:57:18	2008	
671	Westergaard, Danny, 35	CA	27:36:03	1994		734	Whited, Robert, 47	CA	27:58:06	2012	
672	Messman, David, 51	CA	27:36:06	2011		735	Stermolle, Toni, 39	CA	27:58:11	1991	
673	Ruvalcaba, David, 52	CA	27:36:20	2006		736	Harmer, Burgess, 48	NV	27:59:08	1990	W4
674	Solverson, Kelly, 35	CA	27:38:36	2005		737	Willis, Scott, 29	CA	27:59:15	1991	
675	Furtaw, Ed, 43	NV	27:38:52	1991		738	O'Hear, Carol, 31	WA	27:59:20	2006	
676	Scholz, Monica, 33	CAN	27:39:06	2000	Cougar	739	Suter, Michael, 50	CA	27:59:22	1997	
677	Albrecht, Honey, 48	AZ	27:39:08	2007	Rhino	740	Barger, Dan, 21	CA	27:59:26	1986	
678	MacKenzie, Brian, 32	CA	27:39:39	2007		741	Curry, Garry, 32	CA	27:59:41	1986	
679	Petschar, Perry, 39	CA	27:40:04	1993		742	Andrieux, Marc, 45	FRA	28:00:30	2001	
680	Stevenson, Jeff, 48	CA	27:40:21	1994		743	Jensen, Karl, 51	CAN	28:01:46	1999	LGR6
681	Brenden, Dan, 60	AZ	27:40:24	2011		744	Robak, Robert, 39	CA	28:02:12	1991	
682	Arceo, Rafael, 31	CA	27:40:37	1999		745	Hodde, Jason, 26	IN	28:02:33	1996	
683	Whitaker, Tom, 32	CA	27:40:55	2007		746	Brenden, Dan, 56	AZ	28:02:46	2007	LGR6
684	Robak, Robert, 45	CA	27:41:17	1997		747	Stein, Jeff, 40	CA	28:03:00	2006	
685	Dimkich, Michael, 33	CA	27:42:12	2001		748	Ramsey, William, 48	CA	28:04:18	2001	
686	Westergaard, Danny, 46	CA	27:42:30	2005		749	Cowdrey, Bob, 50	CA	28:04:42	1994	
687	Khajavi, Jamshid, 51	WA	27:42:36	2004	LGR6, W4	750	Robison, Wendell, 43	WY	28:05:02	1995	
688	Gimenez, Kim, 40	CA	27:43:06	2004	Rhino	751	Curry, Garry, 37	CO	28:05:05	1991	
689	McComish, John, 50	CA	27:43:12	1987		752	Murray, Jack, 46	CA	28:05:34	2007	
690	Scholz, Monica, 34	CAN	27:43:24	2001		753	Pike, Robert,	CA	28:05:47	1987	
691	Reynolds, Marc, 42	CA	27:43:55	1990		754	Doman, Wendell, 44	CA	28:06:06	2003	
692	Vaughan, Eric, 48	CA	27:44:06	2008		755	Chiasson, Hal, 61	CA	28:06:18	2004	
693	Winter, Ted,	CA	27:44:08	1987		756	Rambach, Whit, 31	CA	28:06:34	1998	
694	Collier, Damon, 42	CA	27:44:18	2008		757	Urioste, Joanne, 46	NV	28:06:51	1994	
695	Martin, Michael, 41	CA	27:44:32	1989		758	Walz, Bill, 37	CA	28:06:54	2007	
696	Mark, John, 40	CA	27:44:40	1992		759	Fukumoto, Stephen, 38	CA	28:07:01	1988	
697	Mork, Joanie, 38	CA	27:44:40	1992		760	Macleod, Ken, 41	CDN	28:07:41	1992	
698	Welch, Kathy, 39	CA	27:44:40	1992		761	Scholl, Milt, 32	OR	28:08:05	1989	
699	Pirogowicz, David, 44	CA	27:45:46	1996		762	Ramsey, William, 50	CA	28:08:30	2003	
700	MacNair, Howard,	CA	27:45:55	1987		763	Curry, Garry, 53	CO	28:08:43	2007	
701	Moore, Arthur, 57	OH	27:46:17	1994		764	Wojno, Randy, 47	CO	28:08:43	2007	
702	Rutherford, IV, John, 31	VA	27:46:24	2010		765	Kern, Lee, 36	MT	28:09:07	1993	
703	Fukumoto, Stephen, 37	CA	27:47:01	1987		766	Schmidt, Paul, 41	CA	28:09:08	1993	
704	Ives, Frank, 49	CA	27:47:29	1991		767	Wheeler-Jacobs, Wendy, 44	WA	28:09:24	2012	
705	Soares, Justin, 21	OR	27:47:29	2000		768	Martin, Lou, 39	CA	28:09:33	1991	
706	Knutson, Thomas, 49	MN	27:47:43	1999	W4	769	Fitzwater, Loren, 40	CA	28:09:40	1995	
707	Priedkalns, Eric, 40	CA	27:48:06	2011		770	Roberts, Seth, 44	MA	28:10:20	1996	
708	LaCava, Clem, 52	OR	27:48:14	2000		771	Wang, Gary, 27	CA	28:10:20	1995	
709	Perry, Lyman, 33	HI	27:48:27	2000		772	Curry, Garry, 56	CO	28:10:24	2010	
710	Harmer, Burgess, 49	NV	27:48:53	1991	W4, LGR5	773	Speers, Brent, 51	CA	28:10:24	2010	
711	Hayes, Richard, 49	CA	27:49:16	2000		774	Sakurai, Hiroe, 35	JPN	28:10:37	2000	



Bill Ramsey, 2005



Marisol Martinez, 2012.



Tom Nielsen (r) with pacer Jeff Hines, 2005.

Rank	Name	Home	Time	Year	Award	Rank	Name	Home	Time	Year	Award
775	Akiyama, Paul, 51	NV	28:10:56	1995		838	Palocsay, Matt, 23	CA	28:30:19	2000	
776	McGrath, Maureen, 36	CA	28:11:31	1998		839	Tufts, Richard, 43	CA	28:30:24	1987	
777	Messman, David, 48	CA	28:12:30	2008		840	Eastman, Diane, 45	CA	28:31:04	1987	
778	Robinson, Eric, 28	CA	28:12:36	1996		841	Kajiwara, Eric, 49	CA	28:31:13	1996	
779	Scholl, Milton, 40	OR	28:13:04	1997		842	Sims, Natalie, 37	TN	28:31:24	2011	
780	Giovanola, Eric, 33	CA	28:13:12	2012		843	Freeman, Lee, 48	CA	28:32:02	1991	
781	Hamalainen, Jussi, 65	CA	28:13:30	2011		844	Wilkie, Jose, 33	KY	28:33:20	1996	
782	McMahon, Elaina, 36	CA	28:13:58	1993		845	Jess, Carl, 41	NM	28:33:21	2000	
783	Kumeda, Andy, 42	CA	28:14:12	2010		846	Buck, Richard, 42	CA	28:33:43	1988	
784	Murray, Jack, 43	CA	28:14:18	2004		847	Hernandez, Jose, 45	CA	28:34:18	2010	
785	Woods, Doug, 45	CA	28:14:30	1989		848	Harry, Thomas, 51	CA	28:34:26	2006	
786	Hodges, Eric, 49	CA	28:14:52	1998		849	Ramsey, William, 45	CA	28:34:43	1998	
787	Priedkalns, Eric, 35	CA	28:15:16	2006		850	Sercel, Pete, 25	CA	28:34:55	1991	
788	Chiasson, Hal, 55	CA	28:17:00	1998		851	Olney, Dave, 46	CA	28:34:57	1988	
789	Westergaard, Danny, 45	CA	28:17:18	2004		852	Royalty, Phil, 27	NV	28:35:19	1996	
790	Gibbons, Christine, 33	NJ	28:17:25	1995		853	Hagele, Denny, 44	CA	28:36:37	1988	LGR5
791	Gibbons, Wayne, 36	NJ	28:17:25	1995		854	March, Nancy, 47	CA	28:37:12	1994	
792	Livak, Joe, 51	NV	28:17:42	1992		855	Robison, Wendell, 42	WY	28:37:12	1994	
793	LaMora, Jeffery, 26	UT	28:17:57	1999		856	Walthier, Harald, 43	CA	28:37:18	2008	
794	McRae, Steve, 41	CA	28:18:13	1992		857	Thompson, Jeff, 38	CA	28:38:08	1989	
795	Dinger, Eric, 30	AZ	28:18:18	2004		858	Spencer, Douglas, 48	CA	28:38:28	2006	
796	Holder, Kent, 49	CA	28:18:36	1988		859	Chiasson, Hal, 60	CA	28:38:30	2003	
797	Chiasson, Hal, 57	CA	28:19:00	2000		860	Fambrough, Larry, 52	CA	28:38:52	1997	
798	Flynn, Aaron, 27	CA	28:20:06	2012		861	Vance, Fred, 44	CA	28:39:00	1996	
799	Conover, Lisa, 43	WI	28:20:12	2001		862	Fullerton, Jimmy, 54	CA	28:39:24	2008	
800	Pettigrew, Jeff, 42	CA	28:20:24	1996		863	Blom, Keith, 52	CA	28:39:30	2008	
801	Scott, Chris, 47	CA	28:20:24	1996		864	Radich, John, 35	CA	28:39:31	1988	
802	Conover, Lisa, 48	WI	28:20:31	2006		865	Valinsky-Fillipow, Amelia, 38	CA	28:40:31	2007	
803	Liebeskind, John, 46	OR	28:20:53	2007		866	Malinin, Mike, 38	CA	28:40:33	2006	
804	Collins, Dick, 56	CA	28:21:18	1989		867	Rork, Paul, 45	CA	28:40:54	1992	
805	Priedkalns, Eric, 36	CA	28:21:39	2007	Cougar	868	Perrodin, Jack, 59	CA	28:41:08	1988	
806	Langstaff, Anne, 36	CA	28:21:43	1997		869	Adams, Richard, 52	CA	28:41:57	1995	
807	Weston, Willard, 47	CA	28:22:06	2008		870	Gersitz, Lorraine, 37	CA	28:42:22	1991	
808	Meyer, Jack, 44	CA	28:22:45	2007		871	Hartinger, Mark, 42	WA	28:42:47	1999	
809	Mauldin, Tonya, 46	CA	28:22:54	1993		872	Kernasovskiy, Dmitriy, 29	CA	28:45:12	2012	
810	Bender, Jeff, 32	CA	28:23:22	1994		873	McGrath, Maureen, 31	CA	28:45:18	1993	
811	Anderson, Maggie, 43	NZ	28:23:27	1995		874	Kelley, Rick, 49	AZ	28:45:54	1999	
812	Nosco, Jack, 38	CA	28:23:46	1990		875	Franko, Joseph, 43	CA	28:46:35	1989	
813	Bogenhuber, Edith, 48	CA	28:24:05	1992		876	Palmer, Mike, 43	CA	28:46:39	1996	
814	Curry, Garry, 52	CO	28:24:10	2006		877	Magruder, Joe, 46	CA	28:46:43	1992	
815	Martinez, Marisol, 37	CA	28:24:30	2010		878	Weston, Willard, 49	CA	28:47:36	2010	
816	Collins, Dick, 57	CA	28:24:34	1990	W4	879	Tennison, Joseph, 25	CA	28:48:10	2006	
817	Jensen, Chris, 43	CA	28:24:54	2007		880	Bartoo, Duke, 44	CA	28:48:26	1996	
818	Mather, Catherine, 42	CAN	28:25:00	2000	Rhino	881	Bender, Jeff, 31	CA	28:48:35	1993	
819	Dimmick, Fred, 39	NY	28:25:23	1996		882	Soltesz, Michael, 41	CA	28:48:40	1997	
820	Ortiz, Jaime, 51	CA	28:25:30	2012		883	Weisshaar, Hans-Dieter, 59	GER	28:48:55	1999	Rams Hd
821	Diaz, Carlos, 45	CA	28:25:36	2001		884	Donoff, Mick, 52	CD	28:48:56	1996	
822	Ornelas, Ricardo, 35	CA	28:26:04	2008		885	Flores, Mario, 41	CA	28:49:01	1991	
823	Ortiz, Jaime, 47	CA	28:26:06	2008		886	Luptowicz, Josef, 46	CA	28:49:17	1990	
824	Collier, Damon, 37	CA	28:26:12	2005		887	Adjemian, Robert, 46	CA	28:49:28	1993	
825	Demazure, Eric, 44	FRA	28:26:24	2004	SY	888	Parker, Jeff, 32	NV	28:49:33	1991	
826	Peacock, John, 55	NV	28:26:42	1993		889	Cross, Fenton, 53	CA	28:49:41	1997	
827	Harmer, Burgess, 50	NV	28:26:45	1992	W4, LGR5	890	Ornelas, Ricardo, 37	CA	28:50:00	2010	
828	Vander Stucken, Richard, 55	CA	28:27:23	1994		891	Harris, Stephen, 49	CA	28:50:02	2003	
829	Condron, Barry, 29	CA	28:27:47	1992		892	Zicker, Gary, 46	NV	28:50:02	1997	
830	Fuentes, Frederico, 34	MEX	28:28:12	2004		893	Muchow, Lee, 46	CA	28:50:18	1986	
831	Johnson, Tamara, 43	CA	28:28:18	2008	Cougar	894	Fullerton, Jimmy, 51	CA	28:51:04	2005	
832	McDonald, Michael, 54	CA	28:28:25	1998		895	Robison, Wendell, 39	WY	28:51:24	1991	LGR5
833	Pardue, Nettie, 36	CA	28:28:30	2012		896	Bardessono, Leslie, 44	CA	28:51:35	2006	
834	Meyer, Jack, 43	CA	28:28:32	2006		897	Field, Ben, 43	CA	28:51:38	2007	
835	Kern, Leland, 41	MT	28:28:45	1998		898	Curry, Garry, 41	CO	28:51:47	1995	Eagle
836	Vance, Fred, 39	CO	28:28:47	1991		899	Schipsi, Robert, 46	CA	28:51:55	2007	
837	Pirkil, Greg, 33	HI	28:29:07	2001		900	Maslanka, Bozena, 30	CA	28:51:56	1997	



Eric Kajiwaru, 2005. Won Elk Award in 2005



Jennifer Johnston, 1999



Heather Wood, with dad Blake Wood, 2010

Rank	Name	Home	Time	Year	Award	Rank	Name	Home	Time	Year	Award
901	Zwarkowski, Cheryl, 51	CA	28:52:06	2010		963	Capron, David, 51	CA	29:14:03	1996	
902	Curry, Garry, 43	CO	28:52:12	1997		964	Bartoo, Duke, 46	CA	29:14:06	1998	
903	Flores, Mario, 40	CA	28:52:12	1990		965	Sullivan, Scott, 42	CA	29:14:12	2001	
904	Mauldin, Bruce, 46	CA	28:52:20	1994		966	Hasham, Sheila, 44	CA	29:15:19	1986	
905	Hermanson, Ray, 45	CA	28:52:38	1988		967	Hardin, David, 31	CA	29:15:32	1997	
906	Leigh, Todd, 48	CA	28:54:07	1990		968	Jones, David, 29	CA	29:15:33	1997	
907	Lowy, Ron, 43	CA	28:54:25	1986		969	Akiyama, Paul, 50	NV	29:15:43	1994	W4
908	Valdez, Arturo, 44	CA	28:55:06	2008		970	Gill, Jim, 47	CA	29:16:12	2005	
909	Duplessis, Janine, 45	WA	28:55:16	1999	LGR6	971	Harmer, Burgess, 52	NV	29:16:50	1994	LGR6
910	Park, Charles, 49	CA	28:55:18	2003		972	Madsen, Dixie, 60	CA	29:18:01	1997	Rhino
911	Pepin, James, 37	CA	28:55:44	1986		973	Quesada, Tony, 42	CA	29:18:06	2012	
912	Hoagland, Dennis, 54	CA	28:56:24	2008		974	Jamison, Julian, 34	CA	29:19:03	2007	
913	Hodges, Eric, 48	CA	28:56:48	1997		975	Jensen, Stan, 46	CA	29:19:09	1999	W4,LGR6
914	Klein, Greg, 39	CA	28:57:05	1993		976	Tennison, Joseph, 26	CA	29:19:17	2007	
915	Rapp, James, 38	NV	28:57:34	1995		977	Dimmick, Fred, 38	NY	29:19:19	1995	
916	Burke, Dan, 52	CA	28:58:06	2011		978	Cross, Fenton, 56	CA	29:19:27	2000	
917	Olney, Dave, 48	CA	28:59:06	1990		979	Tufts, Dick, 45	CA	29:19:35	1989	
918	Meyer, Bert, 44	CT	28:59:11	1989		980	Michaud, Fernand, 54	NV	29:20:19	1997	
919	Zalokar, Fred, 29	NV	28:59:14	1989		981	de St Paer, Jonathan, 34	CA	29:20:28	2007	
920	Morita, Ryoichi, 47	CA	28:59:21	1990		982	Conover, Lisa, 46	WI	29:21:03	2004	
921	Andress, Michael, 43	CA	28:59:56	1989		983	Price, John, 47	OR	29:21:12	2005	
922	Arceo, Rafael, 37	CA	29:00:06	2005		984	Thomas, Michael, 35	CO	29:21:40	1997	
923	Parker, Scott, 39	AL	29:00:06	2003		985	Thomas, Tracy, 39	CA	29:21:57	2000	
924	U'Ren, Jim, 35	CA	29:00:22	1988		986	Curry, Garry, 57	CA	29:22:00	2011	
925	Cross, Fenton, 59	CA	29:01:06	2003		987	Kroljic, Karyn, 33	CA	29:22:00	1992	
926	Ramsey, William, 42	CA	29:01:56	1995		988	Robison, Wendell, 40	WY	29:22:00	1992	
927	McKeever, Doug, 46	WA	29:02:13	1993		989	Wood, Blake, 52	NM	29:23:12	2010	
928	Glinn, Jim, 47	CA	29:02:23	1991		990	Wood, Heather, 24	NM	29:23:12	2010	
929	Harlan, Ted, 28	CO	29:03:18	2004		991	Ross-Wilde, Ronni, 36	CA	29:23:58	1996	
930	Curry, Garry, 45	CO	29:03:19	1999		992	Givens, Bob, 45	TX	29:24:33	1989	
931	Kajiwaru, Eric, 51	CA	29:03:22	1998		993	Willis, Scott, 33	CA	29:24:38	1995	
932	Calvert, Maria, 38	CA	29:04:27	1998		994	Ritchie, Gary, 54	CA	29:25:10	1994	
933	Curry, Garry, 54	CO	29:05:12	2008		995	Murphy, Michael, 36	CA	29:25:36	2010	
934	Speers, Brent, 50	CA	29:05:12	2008		996	Velasco, George, 43	CA	29:25:52	1996	
935	Pettigrew, Jeff, 32	CA	29:05:18	1995		997	Williams, Don, 34	AZ	29:26:26	1999	
936	Sutton, Dale, 56	CA	29:05:24	1995		998	Grunt, Cindie, 44	OR	29:27:15	1994	LGR6
937	Elia, Barbara Ann, 50	CA	29:06:14	1995	Buffalo	999	Hesseltine, Wally, 65	CA	29:28:06	2008	
938	Arndt, Jeff, 46	AK	29:06:33	1999		1000	Phillips, Bud, 49	CO	29:28:16	1996	
939	Delelice, Robert, 45	AK	29:06:33	1999		1001	Thomas, Michael, 33	CO	29:28:54	1995	
940	Robak, Robert, 47	CA	29:06:59	1999		1002	Kohler, Steve,	CA	29:29:12	1987	
941	Molman, akabill, 57	HI	29:07:18	2001		1003	Hermanson, Ray, 47	CAN	29:29:13	1990	
942	Irvin, Kristina, 40	CA	29:08:23	1998		1004	Treister, Diana, 43	CA	29:29:24	2012	Rhino
943	Curry, Garry, 50	CO	29:09:24	2004		1005	Whaley, Jim, 41	CA	29:30:10	1988	
944	Schmidt, Lee, 55	CA	29:09:30	1994		1006	Cammack, Terry, 45	CA	29:30:16	1991	
945	Green, Stephanie, 35	CA	29:10:18	2004		1007	Hume, Blakely, 24	NV	29:30:27	1998	
946	Thomas, Robert, 37	CA	29:10:35	1993		1008	Greenbauer, Richard, 37	CA	29:30:30	2004	
947	Petschar, Perry, 40	CA	29:10:42	1994		1009	Luptowitz, Josef, 48	CA	29:30:30	1991	
948	Ulloa, Bob, 45	CA	29:10:42	1994		1010	Ramsey, William, 51	CA	29:30:30	2004	
949	Gassan, Larry, 36	CA	29:10:44	1991		1011	Foote, Geoffrey, 44	AZ	29:31:06	2012	
950	Deaton, Lisa, 43	CA	29:10:46	1996		1012	Anderson, Jay, 50	CA	29:31:10	2006	
951	Surdyk, John,	IL	29:10:51	1987		1013	Borg, Carl, 34	CA	29:31:10	2008	
952	Kelley, Rick, 47	AZ	29:11:00	1997		1014	Pedroia, Vince, 50	CA	29:31:10	1996	
953	deSouza, Ferdinand, 36	UT	29:11:11	1989		1015	Walczak, Paul, 40	NC	29:31:10	1996	
954	Zaayer, Todd, 26	CA	29:11:11	1988		1016	Lamson, Bradley, 47	MT	29:31:18	2012	
955	Teichert, Jurgen, 32	GER	29:11:18	2000		1017	Snow, Sabin, 48	AZ	29:31:34	1990	
956	Suter, Michael, 48	CA	29:11:44	1995		1018	Taylor, Doug, 47	NJ	29:31:34	1990	
957	Leigh, Todd, 44	CA	29:12:38	1986		1019	Royalty, Phil, 23	CA	29:31:36	1992	
958	Hamalainen, Jussi, 66	CA	29:13:06	2012	LGR6	1020	Greco, Ken, 34	AZ	29:32:12	2001	
959	Lawrence, Richard, 35	CA	29:13:11	1997		1021	Thornley, Chris, 37	AZ	29:32:13	2007	
960	Takahashi, Kaoru, 32	NY	29:13:13	1999		1022	Curry, Garry, 39	CO	29:33:15	1993	
961	Murray, Jack, 42	CA	29:13:18	2003		1023	Humphrey, Ed,	CA	29:33:35	1987	
962	Freeman, Kate, 30	CA	29:13:30	2012		1024	Ruttenberg, Gary, 39	CA	29:33:35	1987	



2004: Keith Richards-Dinger



Donna Utakis, 2010




Caz Scislowicz, 2000

Rank	Name	Home	Time	Year	Award	Rank	Name	Home	Time	Year	Award
1025	Akiyama, Paul, 49	CA	29:33:42	1993		1087	James, Tom, 51	CA	29:49:56	1995	
1026	Buzik, Ivan, 55	CA	29:34:17	1999		1088	Williams, Glen, 28	CA	29:50:37	1989	
1027	Westergaard, Danny, 36	CA	29:35:17	1995		1089	Perrodin, Jack, 61	CA	29:50:39	1990	
1028	Cadwallader, Sharlene, 50	CA	29:35:19	1999	Buffalo	1090	Cantu, Ruben, 53	CA	29:50:55	1996	
1029	Schmidt, Paul, 39	CA	29:35:25	1991		1091	Arnold, Hap, 52	CA	29:51:03	1986	
1030	Stevenson, Jeff, 50	CA	29:35:45	1996		1092	Berry, Kathy, 41	CA	29:51:24	1991	
1031	Hayes, Richard, 50	CA	29:36:18	2001		1093	Leigh, Todd, 50	CA	29:51:25	1992	
1032	Lawrence, Richard, 33	CA	29:36:42	1995		1094	Akiyama, Paul, 53	NV	29:51:26	1997	
1033	Quinn, John, 35	CA	29:37:01	1996		1095	Wilde, Douglas, 39	CA	29:51:56	1992	
1034	Bellante, Richard, 36	CA	29:37:17	1988		1096	Scholz, Monica, 43	CAN	29:53:30	2010	
1035	Ehman, Rose, 34	CA	29:37:26	1993		1097	Weisshaar, Hans-Dieter, 60	GER	29:53:37	2000	W4,LGR6
1036	Sager, Marc, 43	CA	29:37:35	1996		1098	Wright, Phil, 46	CA	29:54:19	1990	
1037	Stephens, Mike, 59	CA	29:38:10	2007		1099	Patt, Steven, 55	CA	29:54:24	2004	
1038	Marcus, Daniel, 39	IL	29:38:24	2005		1100	Cross, Fenton, 67	CA	29:54:30	2012	
1039	Jaques, Glen, 47	BC	29:38:25	1989		1101	Lakey, Jason, 28	CA	29:54:30	2003	
1040	Weiss, Austin, 30	CO	29:39:04	1993		1102	McRae, Steve, 43	CA	29:54:42	1994	
1041	Coffee, Dennis, 38	CA	29:39:09	1986		1103	Weston, Willard, 46	CA	29:55:06	2007	
1042	Baehre, Susan, 42	VA	29:39:18	2001		1104	Schmidt, Lee, 53	CA	29:55:08	1992	
1043	Robison, Wendell, 44	WY	29:39:27	1996		1105	Tufts, Richard, 42	CA	29:55:20	1986	
1044	Urioste, Joanne, 44	NV	29:39:27	1996		1106	Tuller, Jr, Robert, 35	NY	29:55:36	1999	W4,LGR6
1045	Velasco, George, 41	CA	29:40:04	1994		1107	Jensen, Karl, 51	CAN	29:55:52	2000	
1046	Hayes, Richard, 48	CA	29:40:07	1999		1108	Sayers, Kevin, 41	MD	29:55:53	2000	
1047	Carter, Mark, 25	AZ	29:40:27	1999		1109	Radich, John, 41	CA	29:55:58	1996	
1048	Royalty, Phil, 21	CA	29:40:42	1990		1110	Olson, Mark, 50	CA	29:56:01	1997	
1049	Bachani, Bob, 48	AZ	29:41:06	2003		1111	Peralez, Michael, 34	CA	29:56:01	1997	
1050	Cheng, Jack, 40	CA	29:41:06	2012		1112	Albert, Norm, 40	CA	29:56:36	1997	
1051	Grobesson, Jay, 32	CA	29:41:06	1993		1113	Robinson, Eric, 29	CA	29:57:04	1997	
1052	Salinger, Andrew, 36	CA	29:41:06	2004		1114	Blank, Gil, 48	CA	29:57:24	2012	
1053	Petrisko, Kevin, 41	CA	29:41:12	2011		1115	Schmidt, Paul, 38	CA	29:57:35	1990	
1054	Limb, Troy, 42	CA	29:41:18	2003		1116	Wright, Gary, 43	WA	29:57:37	1994	
1055	Malinin, Mike, 33	CA	29:41:18	2001		1117	Edmunds, Eric,	CA	29:57:49	1987	
1056	Liao, Ted, 46	CA	29:41:19	2007		1118	Longwith, Jim, 52	CA	29:58:00	1998	
1057	Johnson, Jeffrey, 24	UT	29:41:44	1994		1119	McMahon, Elaina, 35	CA	29:58:05	1992	
1058	Michaud, Fernand, 53	NV	29:41:50	1996		1120	Gamble, Russ, 44	CA	29:58:08	1990	
1059	Joseph, Gene, 46	AZ	29:42:34	1998		1121	Diamond, Scott, 39	OR	29:59:04	2000	
1060	Albert, Norm, 31	CA	29:42:53	1988		1122	Cross, Fenton, 57	CA	29:59:06	2001	
1061	Dickey, Bill, 51	CA	29:43:03	1990		1123	Klaich, Nick, 46	NV	29:59:24	1991	W4
1062	Stern, Howie, 33	CA	29:43:12	2003		1124	Tanimoto, Herb, 45	CA	29:59:34	1994	
1063	Willis, Scott, 27	CA	29:43:16	1989		1125	Greer, John, 37	AZ	30:00:31	1996	
1064	Spencer, Douglas, 36	CA	29:43:52	1994		1126	O'Neal, Thomas, 42	CA	30:02:08	1987	
1065	Sager, Marc, 41	CA	29:44:04	1994		1127	Palmer, Mike, 44	CA	30:02:11	1997	
1066	Radich, John, 32	CA	29:44:12	1986		1128	Priedkalns, Eric, 39	CA	30:02:30	2010	
1067	Madsen, Dixie, 54	CA	29:44:20	1991		1129	Cross, Fenton, 62	CA	30:03:06	2006	
1068	Glogovac, Scott, 54	NV	29:45:18	2008		1130	Radich, John, 53	CA	30:03:51	2007	
1069	Kajiwara, Eric, 57	CA	29:46:00	2004		1131	Szarfinski, Joan, 53	CA	30:04:00	1992	
1070	Stern, Howie, 31	CA	29:46:24	2001		1132	Canby, John, 22	CA	30:04:18	1996	
1071	Holmes, John, 55	FL	29:46:32	1997		1133	Hall, Clark, 49	VA	30:04:30	1998	
1072	Norman, Jay, 59	TX	29:46:32	1997		1134	Baker, Ernie, 49	CA	30:04:33	1986	
1073	Treder, Julie, 34	WI	29:46:36	2010		1135	Kumeda, Andy, 39	CA	30:04:47	2007	
1074	Zatorski, Jerry, 42	CA	29:46:36	2005		1136	Sullivan, Scott, 48	CA	30:04:47	2007	
1075	Collier, Damon, 30	CA	29:47:00	1996		1137	Burse, Allen, 40	CA	30:06:02	2005	
1076	Fry, Steve, 54	CA	29:47:06	2012		1138	Corbett, Catra, 35	CA	30:06:03	2000	
1077	Hamalainen, Jussi, 62	CA	29:47:06	2008		1139	Bourgault, West, 31	CA	30:06:30	2008	
1078	Spaeth, Laura, 28	CA	29:47:24	1990		1140	Cooper, Rick, 41	MT	30:06:42	1999	
1079	Cheng, Jack, 39	CA	29:47:30	2011		1141	Rutzen, Hartmut, 59	GER	30:06:45	2000	
1080	Luschwitz, Brian, 38	ca	29:47:30	2005		1142	Curry, Garry, 58	CA	30:07:12	2012	
1081	Valdez, Arturo, 47	CA	29:48:24	2011		1143	Kovacevic, Andrew, 46	CA	30:07:12	2012	
1082	Ayres, Ed, 48	CT	29:48:32	1990		1144	Stephens, Mike, 45	CA	30:07:24	2003	
1083	Tidmore, Paul, 42	TX	29:49:00	2011		1145	Swiatkowski, Keith, 39	CA	30:07:24	2011	
1084	Lile, Jerry, 42	CA	29:49:06	2001		1146	Grunt, Cindie, 43	OR	30:07:53	1993	
1085	Senelly, Richard, 46	HI	29:49:16	1990		1147	Hoffman, Cory, 37	CA	30:08:12	2012	
1086	Beach, Bob, 42	CA	29:49:34	1986		1148	Antholine, Bill, 28	AZ	30:08:20	1997	



Ben Hian, 1998.



Brandon Adame, 2010



Kevin Dean, 2007

Rank	Name	Home	Time	Year	Award	Rank	Name	Home	Time	Year	Award
1149	Grill, Larry, 56	CA	30:08:21	2006		1211	deSouza, Ferdinand, 35	UT	30:28:45	1988	
1150	Williams, Dan, 59	CA	30:09:01	2008		1212	Penland, Peter, 43	CA	30:28:50	1999	
1151	Conover, Lisa, 40	WI	30:09:56	1998		1213	Wilkie, Jose, 36	KY	30:29:44	1999	
1152	Pettigrew, Jeff, 35	CA	30:09:56	1998		1214	Snipes, David, 43	VA	30:30:00	2011	
1153	Cohen, Herman, 53	CA	30:09:59	1992		1215	Dempster, Dan, 47	CA	30:30:08	1994	
1154	Deweese, Linda, 51	CA	30:10:06	2008		1216	Dickey, Bill, 53	CA	30:30:21	1992	
1155	Olson, Mark, 48	CA	30:10:10	1995		1217	Adjemian, Robert, 45	CA	30:30:45	1992	
1156	Weingaertner, Roger, 50	CA	30:10:56	1997		1218	Murase, Yosuke, 38	JPN	30:31:18	2010	
1157	Ramaekers, Larry, 53	CA	30:12:18	2005		1219	Curry, Garry, 46	CO	30:31:23	2000	
1158	Ramirez, Rico, 49	CA	30:12:21	1993		1220	Kelley, Rick, 50	AZ	30:31:23	2000	
1159	Winton, Hal, 61	CA	30:12:32	1992	W4, LGR5	1221	Chapman, Tom, 45	OR	30:31:36	2004	
1160	Luschwitz, Brian, 40	CA	30:13:22	2007		1222	Carswell, Robert, 38	CDN	30:32:01	1994	
1161	Wright, Phil, 47	CA	30:13:33	1991		1223	Melvin, Debra, 45	CA	30:32:27	1999	
1162	Curry, Garry, 36	CO	30:13:50	1990		1224	Kajiwara, Eric, 48	CA	30:32:32	1995	
1163	Day, Conn, 31	CO	30:13:50	1990		1225	Pitts, Frank, 61	CA	30:32:35	1992	
1164	Mitchell, Winston, 48	CA	30:14:46	1997		1226	Allen, Lisa, 33	CO	30:32:49	1997	
1165	Gallagher, Tommy, 46	NV	30:15:03	2003		1227	Sager, Marc, 39	CA	30:33:00	1992	
1166	Goodman, Harris S., 43	CA	30:15:30	2008		1228	Kaplan, Allan, 40	CA	30:33:27	1995	
1167	Werth, Donald, 47	CO	30:15:48	1989		1229	Falcone, Mark, 48	CA	30:33:30	2005	
1168	Holm, Darrell, 38	CA	30:16:00	1999		1230	Freeman, Lee, 43	CA	30:33:51	1986	
1169	Richards-Dinger, Keith, 21	CA	30:16:12	2003		1231	Ohara, Garrett, 39	CA	30:34:12	2005	
1170	Schick, Karl, 32	CA	30:16:46	1989		1232	Schuler, Richard, 36	NJ	30:34:16	1996	
1171	Pitts, Frank, 62	CA	30:16:54	1993		1233	Weisshaar, Hans-Dieter, 67	GER	30:34:45	2007	
1172	Cunningham, Ron, 50	OR	30:17:08	1998		1234	Ramsey, William, 52	CA	30:35:00	2005	Eagle
1173	Bloom, Jerry, 50	CA	30:17:12	2003		1235	Potter, Tim, 46	MN	30:35:05	2000	
1174	Marshall, John, 53	CA	30:17:20	1990		1236	Barth, Wendy, 40	CA	30:35:06	2012	
1175	Gillespie, Richard, 50	CA	30:17:26	1996		1237	Robelo, Eduardo, 45	CA	30:35:06	2008	
1176	Kahler, Mark, 37	CA	30:17:26	1996		1238	Barry, Mary Kathleen, 40	CA	30:35:14	1999	
1177	Kumeda, Andy, 40	CA	30:17:30	2008		1239	Chamley, Mark, 42	CA	30:35:31	1995	
1178	Spykerman, John, 30	CA	30:17:41	1995		1240	Odre, Jacqueline, 30	HI	30:35:35	1998	
1179	Huffman, Victoria, 37	CA	30:17:43	1990		1241	Loyer, Robert, 51	CA	30:36:04	1989	
1180	Koors, Dennis, 36	CA	30:18:06	2008		1242	Ulloa, Bob, 48	CA	30:36:26	1997	
1181	Bloom, Jerry, 51	CA	30:18:30	2004		1243	Rouse, Mike, 45	CA	30:37:00	1998	
1182	Cross, Fenton, 54	CA	30:18:59	1998		1244	Guild, Scott, 36	NV	30:37:18	2008	
1183	O'Brien, Sean, 43	CA	30:19:02	2006		1245	Kozinc, Gabor, 43	CA	30:37:28	2006	
1184	Kumeda, Andy, 38	CA	30:19:22	2006		1246	Losey, Bill, 34	OH	30:37:28	2006	
1185	Moore, Matthew, 43	CA	30:19:30	1999		1247	Metz, John, 48	CA	30:37:30	1991	
1186	Fisher, Barry, 58	CA	30:20:06	2003		1248	Timmermans, Lambert, 41	CA	30:38:06	2008	
1187	Hamilton, James, 54	CA	30:20:07	1997		1249	Cohn, Alan, 42	CO	30:38:14	1997	
1188	Fisher, Richard, 48	NV	30:20:17	1997		1250	Cheng, Jack, 39	CA	30:38:30	2010	
1189	Englemann, Ed, 51	OR	30:21:42	1993		1251	Willis, Scott, 30	CA	30:38:37	1992	
1190	Dempster, Dan, 48	CA	30:22:45	1995		1252	Damas, Dave, 43	CA	30:38:41	1991	
1191	Dickie, Matthew, 31	CA	30:23:01	2007		1253	Wilkie, Jose, 30	KY	30:38:57	1993	
1192	Stephens, Mike, 50	CA	30:23:18	2008		1254	Davidson, Anstr, 49	VA	30:39:00	1994	
1193	Robison, Wendell, 41	WY	30:23:50	1993		1255	Curry, Garry, 47	CO	30:39:06	2001	
1194	Davis, Curtis B., 42	CA	30:24:02	2007		1256	Covarrubias, Rafael, 41	CA	30:39:18	2010	
1195	Phillips, Bud, 48	CA	30:24:19	1995		1257	Trahern, Eugene, 36	WA	30:39:50	1999	
1196	Jensen, Stan, 42	CA	30:24:31	1995		1258	Martin, Roland, 39	NE	30:40:11	1988	W4
1197	Michaud, Fernand, 57	NV	30:24:36	2000		1259	Hsieh, Julie Wu, 29	CA	30:40:12	2003	
1198	Gallagher, Tom, 43	NV	30:24:37	2000		1260	Inouye, Gary, 50	CA	30:40:12	2003	
1199	Pruitt, R. C., 43	CA	30:24:43	1994		1261	Ruiz, George, 51	NV	30:40:18	2008	
1200	Uher, Will, 53	CA	30:26:09	1999		1262	McKinney, Mark, 32	CA	30:40:22	2000	
1201	Matty, Ronald, 42	CA	30:26:24	2011		1263	Spykerman, John, 35	CA	30:40:37	2000	
1202	Speers, Brent, 53	CA	30:26:24	2011		1264	Corbett, Catra, 41	CA	30:41:05	2006	
1203	Hubbard, Gordon, 53	CA	30:26:53	1989		1265	Goetz, Kent, 34	CA	30:41:31	1994	
1204	Palmer, Mike, 45	CA	30:27:09	1998		1266	Magruder, Joe, 48	CA	30:42:06	1994	
1205	Rozic, Scott, 27	CA	30:27:22	2000		1267	Ingro, John, 57	CA	30:42:07	1991	
1206	Madsen, Dixie, 53	CA	30:28:00	1990		1268	Chang, Jack, 46	CA	30:42:35	2006	
1207	Maslanka, Bozena, 31	CA	30:28:01	1998		1269	Coffee, Dennis, 39	CA	30:42:48	1987	
1208	Ornelas, Ricardo, 34	CA	30:28:09	2007		1270	Hooper, Max, 43	AR	30:42:51	1989	
1209	Liner-Jigamian, Saralie, 36	CA	30:28:26	1989		1271	Cepeda, Lauren, 33	CA	30:42:58	1998	
1210	Palmer, Judy, 32	CA	30:28:26	1989		1272	Purtle, Sandy, 57	CA	30:43:06	2012	



Frederico Fuentes, 2004



Dan Brenden, 2007



Jeff Kozak, 1999

Rank	Name	Home	Time	Year	Award	Rank	Name	Home	Time	Year	Award
1273	Anderson, Jay, 44	CA	30:43:09	2000		1335	Hamilton, Mike, 43	WA	30:57:11	1996	
1274	Kogutek, Michael, 49	CA	30:43:47	1998		1336	Corbett, Catra, 43	CA	30:57:12	2008	
1275	Saine, David, 47	CA	30:44:20	1996		1337	Ogata, Tetsuro, 29	JPN	30:57:12	2011	
1276	Stafford, Frederick, 39	WA	30:44:20	1996		1338	Cunniff, Sean, 34	NM	30:58:05	2006	
1277	Tanaka, Mark, 45	CA	30:44:24	2012		1339	Schoeck, Matthias, 30	CA	30:58:10	2000	
1278	Ankeney, Jeff, 50	CA	30:44:36	2003		1340	Farley, Kristen, 46	CA	30:58:24	2008	
1279	Dorgan, Jason, 38	WI	30:44:36	2004		1341	Israel, Sandy, 47	CA	30:58:35	1994	
1280	Harns, Bill, 49	CA	30:45:06	1995		1342	Ulloa, Bob, 50	CA	30:58:58	1999	
1281	Remington, Dave, 54	CA	30:45:06	1995		1343	Yates, Carl, 67	CA	30:59:08	1994	
1282	Corbett, Catra, 40	CA	30:45:24	2005	Rhino	1344	Risse, Joan, 47	CA	30:59:09	1996	
1283	Irvin, Kristina, 46	CA	30:45:24	2004		1345	Miller, Jim, 44	CA	30:59:55	1990	
1284	Pacheco, Jorge, 37	CA	30:45:24	2005		1346	Weston, Willard, 51	CA	31:00:18	2012	W4, LGR5
1285	Adjemian, Robert, 40	CA	30:45:51	1987		1347	Mendoza, Adalberto, 60	CA	31:00:30	2012	
1286	Dudney, Gary, 44	CA	30:45:57	1997		1348	Lundell, Don, 45	CA	31:00:47	2007	
1287	Volkenand, Rob, 58	OR	30:46:38	1989	W4	1349	Rustvold, Leif, 31	OR	31:01:24	2006	
1288	Harvey, Steve, 46	CA	30:46:46	1990		1350	Holtz, Allan, 60	MN	31:01:36	2010	
1289	Cantu, Ruben, 54	CA	30:46:52	1997		1351	Murphy, Michael, 36	CA	31:02:30	2011	
1290	Palmer, Mike, 54	CA	30:46:58	2007		1352	Fisher, Richard, 47	NV	31:02:58	1996	
1291	Welker, Max, 50	WA	30:47:28	1992		1353	Turon, Michael, 52	CA	31:03:00	1999	
1292	Sullivan, Scott, 47	CA	30:47:33	2006		1354	Weiss, Xy, 45	CA	31:03:27	2006	
1293	Dike, Roger, 63	AK	30:47:48	1990		1355	Nyce, Thomas, 41	AZ	31:03:39	2000	
1294	Curry, Garry, 38	CO	30:48:01	1992		1356	Sheedy, Tim, 51	CA	31:04:08	2000	
1295	Ornelas, Ricardo, 33	CA	30:48:10	2006		1357	Wade, Brooks, 51	AK	31:04:46	1996	
1296	Chin, John, 54	CA	30:48:30	2012		1358	Stevenson, Jeff, 49	CA	31:04:48	1995	
1297	Simmons, Stephen, 22	WV	30:48:39	1998		1359	Herrmann, Jakob, 39	CA	31:05:00	2010	
1298	Covarrubias, Rafael, 39	CA	30:49:00	2008		1360	Miller, Sandee, 44	CO	31:05:00	1997	
1299	Grimm, Paul, 42	CO	30:49:00	2011		1361	Wright, Gary, 39	WA	31:05:01	1990	
1300	Fabian, Francisco, 54	CA	30:49:06	2005		1362	Kern, Leland, 39	MT	31:05:09	1996	
1301	Lucero, Moises, 32	OR	30:49:18	2012		1363	Spykerman, John, 36	CA	31:05:24	2001	
1302	Buck, Richard, 45	CA	30:49:23	1991		1364	Spaulding, David, 36	HI	31:05:40	1990	
1303	Sustar, Philip, 40	GA	30:49:30	2012		1365	Moses, Bob, 40	CA	31:06:00	1986	
1304	Tavernini, Robert, 33	TX	30:49:39	2000	W4,LGR6	1366	Adams, Richard, 51	CA	31:06:52	1994	
1305	Tuller, Robert, 31	NY	30:50:36	1995		1367	Magill, Jim, 50	CA	31:07:03	1996	W4,LGR6
1306	Rustvold, Leif, 35	OR	30:51:24	2010		1368	Chamley, Mark, 39	CA	31:07:29	1992	
1307	Hubbard, Gordon, 48	CA	30:51:43	1987		1369	Sullivan, Scott, 46	CA	31:07:36	2005	
1308	Spykerman, John, 32	CA	30:52:13	1997		1370	Harns, Bill, 45	CA	31:07:50	1991	
1309	Stern, Howie, 36	CA	30:52:33	2006		1371	Moses, Bob, 45	CA	31:07:50	1991	
1310	Teal, Steve, 38	CA	30:52:36	2003		1372	Kajiwara, Eric, 54	CA	31:08:18	2001	
1311	Robbins, Brick, 32	CA	30:52:39	1991	JMT	1373	Barr, Robert, 48	CA	31:08:30	2003	
1312	Greenberg, Marc, 39	WA	30:52:44	1990		1374	Greener, Doug, 35	CA	31:08:50	1998	
1313	Preeper, Earl, 39	CAN	30:52:44	1996		1375	Kajiwara, Eric, 58	CA	31:09:00	2005	
1314	Kozak, Jeff, 29	CA	30:52:45	2003		1376	Stevenson, Jeff, 59	CA	31:09:24	2005	
1315	O'Grady, Kevin, 31	OH	30:52:50	1990		1377	Hopkins, John, 47	CA	31:09:47	1992	
1316	DeSplinter, Katie, 28	CA	30:53:12	2011		1378	Stern, Howie, 38	CA	31:10:06	2008	
1317	Fu, Chihping, 44	CA	30:53:12	2010		1379	Leigh, Todd, 49	CA	31:10:07	1991	
1318	Royalty, Phil, 31	NV	30:53:22	2000		1380	Riley, Thomas, 45	OR	31:10:24	2008	
1319	Hamilton, James, 56	CA	30:53:29	1999		1381	Wright, Phil, 48	CA	31:11:03	1992	
1320	Willis, Scott, 28	CA	30:53:57	1990		1382	Gebbie, Bill, 46	CA	31:11:09	1989	
1321	Hubbard, Gordon, 49	CA	30:53:58	1988		1383	Olson, Mark, 61	CA	31:11:12	2008	
1322	Liebeskind, John, 40	OR	30:54:12	2001		1384	Gleman, Michael, 48	FL	31:11:44	1996	
1323	Ward, Ken, 44	OR	30:54:12	2001		1385	Gunderson, Jonathan, 29	CA	31:11:52	2007	
1324	Heaton, Cynthia,	CA	30:54:13	1987		1386	Wright, Gary, 44	WA	31:11:57	1995	
1325	Cole, Chris, 29	CA	30:54:39	1992	W4	1387	Thibeault, Suzi, 42	CA	31:12:28	1989	W4
1326	Hamilton, Kathy, 46	CA	30:54:46	1996		1388	Pitts, Frank, 60	CA	31:12:30	1991	
1327	Rowe, Tom, 44	MT	30:55:17	1992		1389	Gardner, Renne, 38	CA	31:13:17	1996	
1328	Bartoo, Duke, 43	CA	30:55:19	1995		1390	Hatta, Hiromi, 35	JPN	31:13:17	1996	Ram, Åos Head
1329	Sakurai, Hiroe, 33	JPN	30:56:06	1998	Ram, Åos Head	1391	Hatta, Katsuyuki, 32	JPN	31:13:17	1996	Ram, Åos Head
1330	Heilbock, Juergen, 41	GER	30:56:07	2006		1392	Kisner, Joe, 46	CA	31:13:18	2012	
1331	Turon, Michael, 51	CA	30:56:24	1998		1393	Stephens, Mike, 54	CA	31:13:18	2012	Elk
1332	Madsen, Dixie, 56	CA	30:56:28	1993		1394	Sullivan, Scott, 40	CA	31:13:32	1999	
1333	Savage, Mike, 52	CA	30:57:06	2011		1395	Daniel, Conrad, 52	CA	31:14:05	2000	
1334	Stephens, Mike, 52	CA	30:57:06	2010		1396	Parker, Scott, 37	AL	31:14:06	2001	



Angela Shartel, 2012



Leslie Bardessono 2006



Prudence L'Heureux, 2008

Rank	Name	Home	Time	Year	Award	Rank	Name	Home	Time	Year	Award
1397	Szekeresh, Bob, 46	CA	31:14:14	1993		1459	Comar, Louise Elaine, 47	CA	31:27:08	2000	
1398	Guerra, Tiffany, 35	CA	31:14:30	2011		1460	Risse, Joan, 46	CA	31:27:20	1995	
1399	Coffey, Marty, 41	CA	31:15:36	1991		1461	Albert, Norm, 42	CA	31:27:22	1999	
1400	Peyton, Lou, 45	AR	31:15:36	1989	W4	1462	Rus, Dan, 45	CA	31:27:24	2012	
1401	DeVita, Victoria, 47	CA	31:16:01	2000		1463	Hume, Blakely, 22	CA	31:28:04	1996	
1402	Stofko, Paul, 24	AZ	31:16:16	2000		1464	Spencer, Douglas, 37	CA	31:28:04	1995	W4,LGR6
1403	Foote, Andrew, 58	CA	31:17:06	2008		1465	Purdy, Bruce, 36	MI	31:28:12	1993	
1404	Sullivan, Scott, 49	CA	31:17:06	2008	Eagle	1466	Tincher, Jeffrey, 37	IN	31:28:13	1993	
1405	Maslanka, Bozena, 32	CA	31:17:12	1999		1467	Barnes, Rod, 43	CA	31:28:19	1991	
1406	Whiting, Floyd, 51	NV	31:17:13	1992	W4, LGR5	1468	Pierce, Philip, 53	MA	31:28:50	1994	
1407	Buck, Richard, 41	CA	31:17:21	1987		1469	Stolen, Ernest, 58	AK	31:29:08	2007	
1408	Magruder, Joe, 55	CA	31:17:24	2001		1470	Leatherwood, Todd, 32	TX	31:29:39	2000	
1409	Curry, Garry, 44	CO	31:17:25	1998		1471	Mejia, Vilma, 40	CA	31:30:05	1991	
1410	Demoney, Ed, 42	VA	31:17:27	1987		1472	Adjemian, Robert, 52	CA	31:30:08	1999	
1411	Singleton, Alan, 46	CA	31:17:30	2011		1473	Szekeresh, Bob, 50	CA	31:30:19	1997	
1412	Hubbard, Gordon, 52	CA	31:17:40	1991		1474	Collier, Damon, 31	CA	31:30:20	1997	
1413	Poupard, Thierry, 45	FRA	31:18:06	1999		1475	Palmer, Mike, 48	CA	31:30:24	2001	
1414	Harshburger, Dan, 44	CA	31:18:55	1991		1476	Stern, Howie, 41	CA	31:30:24	2011	
1415	Gilli, William, 38	AR	31:19:03	1995		1477	Chandonia, Charlie, 56	TX	31:30:34	1997	
1416	Mandelbaum, Wayne, 52	CA	31:19:24	2007		1478	Gunderson, Jonathan, 30	CA	31:30:36	2008	
1417	Lyons, Shannon, 54	CA	31:20:20	1998	Buffalo	1479	Meyer, Bert, 52	CT	31:30:59	1997	
1418	Stern, Howie, 37	CA	31:20:24	2007		1480	Gutierrez, Mona, 42	CA	31:31:06	2004	
1419	Tannehill, Kenneth, 45	CA	31:20:30	2006		1481	Bailey, Skip, 41	CA	31:31:08	1993	
1420	Palmer, Mike, 47	CA	31:20:39	2000		1482	Palmer, Mike, 49	CA	31:31:12	2003	
1421	Kohr, Aaron, 46	CA	31:21:06	2010		1483	Stephens, Mike, 41	CA	31:31:23	1999	
1422	Lourme, Jerome, 50	CA	31:21:18	2011		1484	Sublett, Bill, 43	VA	31:31:24	2000	
1423	Lawrence, Richard, 32	CA	31:21:28	1994		1485	Collier, Damon, 35	CA	31:31:30	2001	
1424	Lutz, Kevin, 46	CA	31:21:36	2003		1486	Velasco, George, 45	CA	31:31:46	1998	
1425	Miller, Barbara, 46	CA	31:21:55	1991	W4	1487	Dickey, Bill, 49	CA	31:31:55	1988	
1426	Damas, Dave, 45	CA	31:22:00	1993		1488	Pitts, Frank, 57	CA	31:32:00	1988	
1427	Cox, Bob, 47	NV	31:22:03	1989		1489	Hagen, Jeff, 45	CA	31:32:30	1992	
1428	Harmer, Burgess, 47	NV	31:22:03	1989		1490	Riemer, Frederick, 45	UT	31:32:30	1992	W4
1429	Emmons, David, 39	CA	31:22:11	1996		1491	Britt, Michael, 49	WA	31:32:52	2000	
1430	Hodde, Jason, 27	IN	31:22:19	1997	W4,LGR6	1492	Sherman, Elena, 45	CA	31:33:50	1998	
1431	Sullivan, Scott, 44	CA	31:22:24	2003		1493	Ulloa, Bob, 52	CA	31:34:24	2001	
1432	Miller, Barbara, 49	CA	31:23:15	1993		1494	Bartoo, Duke, 49	CA	31:34:30	2001	
1433	Majd, Kam, 52	CA	31:23:18	2012		1495	Velasco, George, 42	CA	31:34:42	1995	
1434	O'Grady, Janice, 47	CA	31:23:28	1996		1496	Harris, David, 45	CA	31:34:44	1998	
1435	Canales, Henry, 44	CA	31:23:31	1990		1497	Speers, Brent, 47	CA	31:35:06	2005	
1436	Pruitt, R. C., 38	CA	31:23:31	1990		1498	Barichievich, Mark, 47	CA	31:35:30	2011	
1437	Carlson, Jeanine, 46	MA	31:23:35	2000		1499	Rossman, Mitchell,	MN	31:35:41	1999	
1438	Longwell, Robert, 57	CA	31:23:46	1996		1500	Kelly, Larry, 37	CA	31:35:46	1997	
1439	Klein, Helen, 66	CA	31:24:02	1989	W4	1501	Stevenson, Jeff, 51	CA	31:36:01	1997	
1440	Durr, George, 45	CA	31:24:06	1991		1502	Walczak, Paul, 43	VA	31:36:39	1999	
1441	Harris, Robert, 36	CA	31:24:12	2004		1503	Strom, John, 49	NY	31:36:55	1989	
1442	Ehlerman, Mike, 34	AZ	31:24:26	1999		1504	Curtiss, Brian, 32	CA	31:37:00	2008	
1443	Harns, Bill, 50	CA	31:24:48	1996		1505	Gleman, Stuart, 49	FL	31:37:15	1994	
1444	Magruder, Joe, 50	CA	31:24:48	1996		1506	Davis, Curtis B., 38	CA	31:37:30	2003	
1445	Anderson, Jay, 43	CA	31:24:50	1999		1507	Liao, Elijah, 36	CA	31:37:30	2008	
1446	Simmons, Stephen, 21	WV	31:24:55	1997		1508	Corbett, Catra, 36	CA	31:37:36	2001	
1447	Curry, Garry, 49	CO	31:25:06	2003		1509	Drey, Dennis, 58	NM	31:38:00	2010	
1448	Speers, Brent, 45	CA	31:25:06	2003		1510	Willis, Scott, 26	CA	31:38:07	1988	
1449	Freeman, Lee, 46	CA	31:25:21	1989		1511	Crane, Adrian, 36	CA	31:38:24	1991	
1450	Peters, Patrick, 51	CA	31:25:33	1996		1512	Powers, Karen, 45	WY	31:38:48	1995	
1451	Adjemian, Robert, 50	CA	31:26:03	1997		1513	Hubbard, Gordon, 51	CA	31:38:57	1990	
1452	Muldoon, Warren, 53	CA	31:26:06	2010		1514	Zychowski, Stan, 52	CO	31:39:11	2000	
1453	Puerto, Mauricio, 38	CA	31:26:12	2011		1515	Parker, Scott, 36	AZ	31:39:22	2000	
1454	Hamilton, Mike, 41	WA	31:26:18	1994		1516	Sorensen, Lorraine, 53	CA	31:39:24	2003	Buffalo
1455	Cohen, Howard, 43	CA	31:26:30	2001		1517	Cammack, Terry, 43	CA	31:39:25	1989	
1456	Irvin, Kristina, 50	CA	31:26:30	2008		1518	Barry, Mary Kathleen, 40	CA	31:39:27	1998	
1457	Novak, Ben, 32	CA	31:26:40	2007		1519	Antoniou, Matthew, 39	MI	31:39:36	2012	
1458	Sullivan, Scott, 41	CA	31:26:49	2000		1520	Jebian, Lee, 57	CA	31:39:39	1998	



Sherry Kae Johns, 1997



Donald Welch, 2010




Mark Tanaka, 2010


Rank	Name	Home	Time	Year	Award	Rank	Name	Home	Time	Year	Award
1521	Miller, Albert, 35	OR	31:39:42	1989		1583	Radich, John, 49	CA	31:50:00	2003	
1522	Nozaki, Alan, 35	HI	31:39:54	1990		1584	Holderman, Brad, 36	CA	31:50:02	1998	
1523	Michaud, Fernand, 56	NV	31:40:18	1999		1585	Leigh, Todd, 58	CA	31:50:04	2000	
1524	Cassidy, Kevin, 33	AUS	31:40:29	1993		1586	Rich, Larry, 51	CA	31:50:12	2012	
1525	Corbett-McNeely, Catra, 38	CA	31:40:30	2003		1587	Liao, Elijah, 35	CA	31:50:14	2007	
1526	Roehr, Bill, 49	CA	31:40:34	1994		1588	Spelt, Sarah, 41	CA	31:50:33	2000	
1527	Wilson, Daniel, 49	CO	31:40:46	2007		1589	Holloway, Gary, 35	ID	31:50:34	1997	W4
1528	Weisshaar, Hans-Dieter, 66	GER	31:41:02	2006	Rams Head	1590	Miller, Gary, 60	CA	31:50:34	1997	
1529	Gaetos, Ben, 54	CA	31:41:06	2011		1591	Saine, David, 48	CA	31:50:34	1997	
1530	Martin, Kyong, 49	CA	31:41:18	2004		1592	Solis, Raymond, 41	CA	31:51:07	1997	
1531	Decker, Larry, 45	GA	31:41:24	1992		1593	Kogutek, Michael, 57	CA	31:51:14	2006	
1532	Elia, Barbara Ann, 52	CA	31:41:29	1997	Buffalo	1594	Beauchamp, Andrew, 50	CA	31:51:24	2011	
1533	Dill, Thomas, 47	CA	31:41:41	1992		1595	Radich, John, 52	CA	31:52:00	2006	
1534	Kimball, Joey Ann, 22	CA	31:42:12	1999		1596	Willis, Scott, 25	CA	31:52:07	1987	
1535	Abramowitz, Fred, 54	CO	31:42:19	2006		1597	Kaplan, Allan, 42	CA	31:52:12	1997	
1536	Palmer, Mike, 45	CA	31:43:05	1999		1598	Collins, Dick, 58	CA	31:52:29	1991	
1537	Hayes, Terri, 47	NV	31:43:07	1990		1599	Waldsmith, Gary, 50	CA	31:52:29	1991	
1538	Harvey, Steve, 49	CA	31:43:10	1993		1600	Greenberg, Marc, 36	WA	31:52:43	1987	
1539	Burrous, Carrie, 26	CA	31:43:16	1995		1601	Van Hoorne, Rick,	CA	31:52:43	1987	
1540	Stephens, Mike, 53	CA	31:43:18	2011		1602	Maynard, Kathy,		31:53:03	1990	
1541	Heroux, Jess,	CDN	31:43:54	1992		1603	Melendy, Byron, 48	CA	31:53:04	1989	
1542	Gebbie, Bill, 44	CA	31:44:06	1987		1604	Gribble, David, 31	NV	31:53:12	2007	
1543	Garcia, Manuel G., 54	CA	31:44:12	2003		1605	Gallagher, Tommy, 42	NV	31:53:15	1999	
1544	Hayes, Terri, 48	NV	31:44:25	1991		1606	Swan, Jeff, 30	CA	31:53:21	2007	
1545	Spelt, Sarah, 45	CA	31:44:30	2004		1607	Voltaggio, Sam, 49	TX	31:53:25	2000	
1546	Pfeil, Terri, 46	CO	31:44:36	2012		1608	Kelley, Rick, 51	AZ	31:53:35	2001	
1547	Slater, Jack, 48	CA	31:44:58	1995	Eagle	1609	Davidson, Robert, 34	AZ	31:53:41	1989	
1548	Greenberg, Marc, 40	WA	31:45:00	1991		1610	DiMarco, Paul, 45	TX	31:54:06	1999	
1549	Gibbon, Georgia, 36	CA	31:45:02	2005		1611	Wright, Phil, 55	CA	31:54:10	1999	
1550	Gallagher, Tommy, 47	NV	31:45:03	2004		1612	Pitts, Frank, 66	CA	31:54:16	1997	
1551	Matthias, Donald, 55	CA	31:45:05	1991		1613	Rich, Larry, 50	CA	31:54:18	2011	
1552	Gunderson, Jonathan, 27	CA	31:45:06	2005		1614	DeGregory, John, 42	CA	31:54:24	2011	
1553	Swanson, Grant, 56	CA	31:45:06	2008		1615	Newsome, Claudia, 40	CA	31:54:25	1990	
1554	Stephens, Mike, 45	CA	31:45:12	2005		1616	Pitts, Frank, 68	CA	31:54:29	1999	
1555	Thornley, Chris, 38	AZ	31:45:12	2008		1617	Palocsay, Matt, 22	CA	31:54:34	1999	
1556	DelaRosa, Michael, 44	CA	31:45:31	1991		1618	Fries, John, 50	CA	31:55:52	2007	
1557	Mack, Bill, 40	CA	31:45:41	1993		1619	Maida, William, 37	CA	31:56:04	1988	
1558	Gallagher, Tom, 41	NV	31:45:50	1998		1620	Brettler, Jeff, 44	CA	31:56:18	2005	
1559	Pitts, Frank, 59	CA	31:45:56	1990		1621	Reichert, Gerald, 41	ND	31:56:27	1995	
1560	Josephs, Robert, 42	CA	31:47:16	1997		1622	Geha, Tom, 40	CA	31:56:50	2007	
1561	Stephens, Mike, 43	CA	31:47:24	2001		1623	Wood, Jeannie, 35	CA	31:56:58	1986	
1562	Trahern, Eugene, 42	OR	31:47:36	2005		1624	Elliott, Brian, 42	CA	31:57:12	1995	
1563	Weiss, Xy, 44	CA	31:47:36	2005		1625	Harshburger, Dan, 43	CA	31:58:23	1990	
1564	Matella, Bill, 39	CA	31:47:52	1987		1626	Parker, Ashley, 27	CA	31:58:24	2012	W4,LGR6
1565	Triquart, Richard, 37	CA	31:48:00	2010		1627	Hartley, Booth, 45	CA	31:58:43	1987	
1566	Bramer, Julia, 36	CA	31:48:05	2000		1628	Braun, Bill, 51	CA	31:59:02	1999	
1567	Campos, Beto, 33	CA	31:48:06	2011		1629	Bearden, Rick, 51	CA	31:59:06	2008	
1568	Zychowski, Stan, 46	CA	31:48:07	1994		1630	Foote, Andrew, 61	CA	31:59:06	2011	
1569	Boyd, Marie, 47	CA	31:48:08	1995		1631	Anella, Ben, 52	CA	31:59:16	1997	
1570	Andrews, Steven, 29	CA	31:48:24	2010		1632	Sundermeier, Ronda, 34	OR	31:59:36	2001	
1571	Murdach, Charlie, 34	CA	31:48:30	2003		1633	Mejia, Vilma, 44	CA	31:59:50	1995	
1572	Kajiwara, Eric, 61	CA	31:49:00	2008		1634	Wright, Gary, 47	WA	32:00:03	1998	
1573	McKinney, Mark, 40	CA	31:49:00	2008		1635	Kavanaugh, Matthew, 41	CA	32:00:15	1998	
1574	McMahon, Elaina, 51	CA	31:49:00	2008		1636	Costa, Nadia, 32	CA	32:00:24	2003	
1575	Bearden, Rick, 50	CA	31:49:09	2007		1637	Quesada, Tony, 41	CA	32:00:24	2011	
1576	Curry, Garry, 51	CO	31:49:12	2005		1638	Young, Wendy, 47	CA	32:00:24	2003	
1577	Layson, Carmela, 38	CA	31:49:12	2008		1639	Eugster, John, 49	NV	32:00:59	1999	
1578	Jones, David, 51	CA	31:49:17	1999		1640	Davidson, Larry, 42	NV	32:01:10	1989	
1579	Robinson, Chris, 50	CA	31:49:18	2011		1641	Zychowski, Stan, 48	WY	32:01:17	1996	
1580	Krivak-Tetley, Flora, 27	CA	31:49:24	2008		1642	Hacker, Rob, 46	CO	32:01:30	2006	
1581	Simonson, Larry,		31:49:31	1990		1643	Jacob, Mark, 47	CA	32:01:30	2006	
1582	Gamble, Russ, 41	CA	31:49:55	1991		1644	Hall, Larry, 49	IL	32:02:12	2003	



Leif Rustvold, 2010



Gabriel Flores, 1998



Jussi Hamalainen, 2004

Rank	Name	Home	Time	Year	Award	Rank	Name	Home	Time	Year	Award
1645	Strom, John, 45	NY	32:02:13	1987		1707	Harry, Thomas, 49	CA	32:16:00	2004	
1646	Liner-Jigamian, Saralie, 35	CA	32:02:24	1987		1708	Palmer, Mike, 53	CA	32:16:01	2006	
1647	Williams, Glen, 26	CA	32:02:24	1987		1709	Norton, Bob, 53	CA	32:16:11	1991	
1648	Dobrowalski, Jay, 28	CA	32:02:35	2007		1710	Ryne, Mark, 52	CA	32:16:22	2006	
1649	Bratches, Dan, 35	ME	32:03:24	2003		1711	Kajiwara, Eric, 52	CA	32:16:31	1999	
1650	Salmonson, P.J., 43	HI	32:03:53	1990		1712	Miller, Rick, 44	CA	32:16:31	1999	
1651	Zychowski, Stan, 43	CA	32:04:04	1991		1713	Hall, Patricia, 41	VA	32:17:02	1998	
1652	Spencer, Caroline, 38	WI	32:04:15	2000		1714	Mann, Larry, 37	CA	32:17:06	2001	
1653	Wood, Mark, 44	WI	32:04:16	2000		1715	McRae, Steve, 47	CA	32:17:20	1998	
1654	Palmer, Mike, 54	CA	32:04:30	2008		1716	Dean, Deno, 43	CA	32:17:30	2011	
1655	Thomas, Tracy, 38	CA	32:04:45	1999		1717	Zagnoli, Lora, 38	CA	32:18:23	2000	
1656	Ackley, Patrick, 38	WA	32:05:00	2008		1718	Wright, Gary, 41	WA	32:18:35	1992	
1657	Penny, David, 32	CA	32:05:04	1995		1719	Zirbel, Glen, 59	CA	32:18:44	1990	LGR5
1658	Hannemann, Mori, 36	CA	32:05:12	2001		1720	Wieneke, Mark, 54	CA	32:19:18	2005	
1659	Cline, Marli, 32	CA	32:05:18	2001		1721	Goren, Peter Louis, 18	CA	32:19:24	2001	
1660	Shattuck, Phil, 44	CA	32:06:02	1988		1722	Kumeda, Andy, 37	CA	32:19:24	2005	
1661	Sullivan, Scott, 39	CA	32:06:10	1998		1723	Richardson, Norman, 50	MA	32:19:24	2005	
1662	Canales, Henry, 46	CA	32:06:16	1988		1724	Treister, Diana, 41	CA	32:19:24	2010	
1663	Foster, H.E., 46	CA	32:06:16	1988		1725	Schmidt, Lee, 52	CA	32:19:43	1991	
1664	Pitts, Frank, 63	CA	32:07:00	1994		1726	Marschall, Kenneth, 55	CA	32:20:12	2011	
1665	Cordner, Geoff, 52	CA	32:07:06	2012		1727	Weigt, Tom, 48	MN	32:20:13	2000	
1666	Kellogg, Robert, 53	MN	32:07:09	1996		1728	Bello, Lou, 37	MN	32:20:14	2000	
1667	Leonard, Loren, 62	CA	32:07:09	1991		1729	Leonard, Loren, 61	CA	32:20:26	1990	
1668	Weigt, Tom, 44	MN	32:07:09	1996		1730	Lewis, Milo, 39	CA	32:20:33	1991	
1669	Schlett, Stefan, 38	GER	32:08:14	2000		1731	Deweese, Randy, 53	CA	32:20:43	2008	
1670	Hume, Blakley, 21	CA	32:08:29	1995		1732	Cassell, Steve, 40	NV	32:20:59	1989	
1671	Maynard, Kathy, 44	CA	32:08:30	1991		1733	Young, J. R., 44	CA	32:21:03	2003	
1672	Yates, Carl, 64	CA	32:08:30	1991		1734	Haraway, Chuck, 44	CO	32:21:17	1992	
1673	Kajiwara, Eric, 56	CA	32:08:36	2003		1735	Kaplan, Allan, 41	CA	32:21:18	1996	
1674	Hamilton, James, 53	CA	32:08:53	1996		1736	Marineo, Bertha, 52	CA	32:21:31	1998	W4
1675	Palmer, Mike, 57	CA	32:09:00	2010		1737	Bramer, Julia, 35	CA	32:22:02	1999	
1676	Harns, Bill, 44	CA	32:09:14	1990		1738	Murphy, Thomas, 24	CA	32:22:06	1994	
1677	Taylor, John, 50	MN	32:10:06	2012		1739	Gaetos, Ben, 53	CA	32:22:24	2010	
1678	Gaetos, Ben, 50	CA	32:10:10	2007		1740	Van Buren, Roy, 48	MA	32:22:24	2010	
1679	Greenfield, Jay, 50	CA	32:10:18	2010		1741	Decker, Larry, 44	GA	32:22:52	1991	
1680	Mercer, Charlie, 33	CA	32:10:30	2003		1742	Kelley, Rick, 48	AZ	32:22:56	1998	
1681	Williams, Bryce, 32	CA	32:10:30	2012		1743	Frenzel, Hartmut, 37	CA	32:23:18	2005	
1682	Treister, Diana, 42	CA	32:10:36	2011		1744	Marshall, John, 52	CA	32:23:28	1989	
1683	Koors, Dennis, 35	CA	32:10:48	2007		1745	Bur, Michael, 35	MD	32:23:30	2000	
1684	King, Bob, 44	CA	32:10:59	1986		1746	Chiasson, Hal, 64	CA	32:23:50	2007	
1685	Nosco, Jack, 35	CA	32:11:09	1987		1747	Davidson, Anstr, 51	VA	32:24:03	1996	
1686	Layson, Carmela, 37	CA	32:11:32	2007		1748	Adjemian, Robert, 47	CA	32:24:04	1994	
1687	Sanger, Sandra, 37	CA	32:11:35	2007		1749	Choy, Clement, 52	CA	32:24:15	1999	
1688	Tuller, Robert, 26	CA	32:11:55	1990		1750	Andrulis, Robert, 38	AZ	32:24:19	2006	
1689	Hubbard, Gordon, 47	CA	32:11:58	1986		1751	Lovell, Daniel, 34	CA	32:24:37	2000	
1690	Davis III, Frederick, 52	OH	32:12:18	2000		1752	Mann, Larry, 36	CA	32:24:38	2000	
1691	McDonald, Ted, 42	CA	32:12:20	2006		1753	Chu, Ling-ru, 36	CA	32:25:24	2010	
1692	Harvey, Brian, 32	CA	32:12:30	2008		1754	Gruenewald, Ray, 41	WA	32:25:36	2001	
1693	Zychowski, Stan, 44	CA	32:12:35	1992		1755	Smith, Margaret, 34	MT	32:25:50	1989	
1694	Turner, David, 30	CA	32:12:46	1991		1756	DeVita, Vicki, 50	CA	32:26:06	2003	
1695	Andrews, Bill, 46	CA	32:13:11	1998	W4,LGR6	1757	Sheehy, Joe, 52	CA	32:26:11	2000	
1696	Braga-Levaggi, Ana, 47	CA	32:13:28	2007		1758	Gallagher, Tommy, 48	NV	32:26:16	2005	
1697	Vavrin, Michael, 24	CA	32:13:30	1997		1759	Zamudio Jr., Victor, 33	GA	32:26:24	2008	
1698	Sullivan, Scott, 45	CA	32:14:24	2004		1760	Shura, Nancy, 51	CA	32:26:30	2001	Buffalo
1699	Kocher, Wayne, 62	NV	32:14:27	1999		1761	Bellante, Richard, 42	CA	32:26:47	1994	Buffalo
1700	Solis, Raymond, 38	CA	32:14:33	1994		1762	Pentasuglio, Mary Lou, 41	CA	32:26:52	1995	
1701	Zicker, Gary, 45	NV	32:14:54	1996		1763	Karwasky, Robert, 31	CA	32:27:03	1986	
1702	Baird, Robert, 44	CA	32:15:05	2005		1764	Willment, Marisa, 49	CA	32:27:12	2012	
1703	Eckenwiler, Terry, 36	CA	32:15:11	1994		1765	Deweese, Linda, 49	CA	32:27:15	2006	
1704	Klassen, Randy, 48	CA	32:15:24	2001		1766	Buettner, Stephanie, 43	AZ	32:27:18	2011	
1705	Emmons, David, 37	CA	32:15:31	1994		1767	Kankowski, Paul, 38	CA	32:27:18	2011	
1706	Greenberg, Marc, 45	WA	32:15:37	1996		1768	Kirby, Stephen, 27	CA	32:27:18	2011	



Jonathan Gunderson, 2011



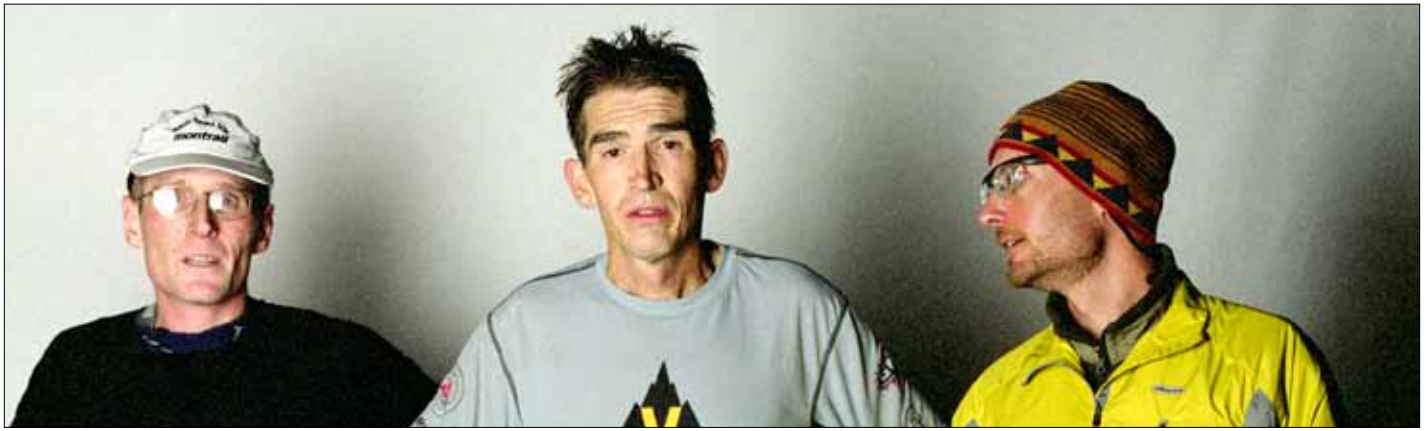
2011: Brent Speers & Ronald Matty

1769	Hartley, Booth, 46	CA	32:27:32	1988			
1770	Wright, Gary, 46	WA	32:27:34	1997			
1771	O'Neal, Thomas, 41	CA	32:27:45	1986			
1772	Shaka, A. J., 40	CA	32:27:49	1998			
1773	Shaka, Barry, 36	CA	32:27:49	1998			
1774	Arasim, Ed, 54	CA	32:28:00	1994			
1775	Schmidt, Paul, 42	CA	32:28:00	1994			
1776	Harns, Bill, 54	CA	32:28:03	2000			
1777	Lewis, Milo, 35	CA	32:28:08	1988			
1778	Kobus, Karlheinz, 37	GR	32:28:18	2003			
1779	Ingro, John, 55	CA	32:28:51	1989			
1780	Catalano, Al, 55	MA	32:29:24	2008			
1781	Van Buren, Roy, 46	MA	32:29:24	2008			
1782	Meyer, Bert, 49	CT	32:29:53	1994			
1783	Chiappe, Christian, 31	CA	32:30:06	2012			
1784	Sheedy, Tim, 54	CA	32:30:06	2003			
1785	Lyne, Timothy, 26	CA	32:30:18	2008			
1786	Harns, Bill, 53	CA	32:30:29	1999			
1787	Sorensen, Stuart, 56	CA	32:30:30	2001			
1788	Minter, Greg, 38	CA	32:31:39	1999			
1789	Pollard, Fred, 65	CA	32:32:06	2004			
1790	Farar-Griener, Shannon, 44	CA	32:33:06	2005			
1791	Liao, Ted, 47	CA	32:33:06	2008			
1792	Weisshaar, Hans-Dieter, 65	GER	32:33:06	2005			
1793	Kuerten, Thomas, 44	CA	32:33:18	2010			
1794	Jones, Vanessa, 42	CA	32:33:24	2004			
1795	Young, Wendy, 50	CA	32:33:35	2006			
1796	Hamilton, Kathy, 43	CA	32:33:53	1993			
1797	Schmidt, Lee, 54	CA	32:33:54	1993			
1798	Florio, Joe, 40	CA	32:34:09	2000			
1799	Sena, Leroy, 43	CA	32:34:16	1997			
1800	Andrulic, Robert, 37	AZ	32:34:18	2005			
1801	Franko, Joseph, 50	CA	32:34:18	1996			
1802	Tse, Tin, 43	CA	32:34:18	2011			
1803	Washburn, Jeff, 49	MA	32:34:18	1999			
1804	Madsen, Dixie, 58	CA	32:34:21	1995	LGR6		
1805	Harns, Bill, 52	CA	32:34:23	1998			
1806	Jankowski, Tony, 44	CA	32:34:31	1997			
1807	Murphy, Bonnelle, 49	CA	32:34:51	1997			
1808	Harris, David, 44	CA	32:35:00	1997			
1809	Rhodes, John, 55	NV	32:35:06	2003			
1810	Rhodes, Terry, 47	NV	32:35:06	2003			
1811	Zicker, Gary, 40	NV	32:35:12	1991			
1812	Landa, Michael, 27	CA	32:35:28	2006			
1813	Gaetos, Ben, 51	CA	32:35:30	2008			
1814	Essick, Tracie, 34	CA	32:35:49	1995			
1815	Stephens, Mike, 48	CA	32:36:22	2006			
1816	Wright, Gary, 49	WA	32:36:43	2000			
1817	Holmes, Fred, 60	TX	32:36:46	1997			
1818	Mathieson, Joanie, 45	CA	32:36:50	1991			
1819	Armstrong, Jerry, 30	CA	32:37:02	2007			
1820	Su, Jeffery, 41	CA	32:37:18	2004			
1821	Adjemian, Robert, 57	CA	32:37:24	2004			
1822	Velasco, George, 54	CA	32:37:50	2007			
1823	Rush, Diana, 47	CA	32:38:06	2007			
1824	Janzen, Tom, 54	CA	32:38:34	2006			
1825	Squires, John,	CA	32:38:44	1987			
1826	Hale, Robin, 40	CA	32:39:14	1992			
1827	Villeneuve, Raymond, 39	CDN	32:39:16	1993			
1828	Campbell, Mike, 40	CA	32:39:40	1994			
1829	Secrest, Charmella, 53	CA	32:40:06	2008			
1830	Franko, Joseph, 42	CA	32:40:23	1988			
1831	Clark, Suzi, 41	CA	32:40:56	1988			
1832	Gersitz, Lorraine, 56	CA	32:41:06	2010			
1833	Palmer, Mike, 42	CA	32:41:30	1995			
1834	Matella, Bill, 41	CA	32:41:47	1989			
1835	Benjamin, Ben, 60	OR	32:41:48	2007			
1836	Kaplan, Allan, 37	CA	32:41:48	1992			
1837	Rosenstein, Phil, 37	WI	32:41:53	2007			
1838	Velasco, George, 47	CA	32:42:03	2000			
1839	Farinella, Tony, 50	CA	32:42:16	1991			
1840	Layson, Carmela, 41	CA	32:42:30	2011			
1841	Dockstader, Damon, 23	TX	32:42:35	1991			
1842	Ngo, Dong, 51	FL	32:42:43	1989			
1843	Robison, Wendell, 45	WY	32:42:55	1997			
1844	Gallagher, Tommy, 51	NV	32:43:06	2008			
1845	Gallagher, Tommy, 50	NV	32:43:26	2007			
1846	Ingalls, Jim, 47	IN	32:43:29	1992	W4, Eagle		
1847	Curry, Garry, 34	CA	32:43:35	1988	W4, LGR5		
1848	Day, Conn Allen, 29	IN	32:43:35	1988			
1849	Rich, Cheri, 49	CA	32:44:18	2011			
1850	Zimmerman, Ross, 39	AZ	32:44:42	1992			
1851	Lund, Kurt, 40	CA	32:45:00	1991			
1852	Barrett, Wes, 55	CA	32:45:12	1991			
1853	Hubbard, Kenneth, 56	VA	32:45:18	2003			
1854	Lears, Claire, 29	AZ	32:45:24	2012			
1855	Su, Jeffery, 43	CA	32:45:26	2006			
1856	Pospichal, Joe, 37	CA	32:45:27	2000			
1857	Poeppel, Brian, 44	MN	32:45:49	1999			
1858	Draxler, Leon, 57	WA	32:45:54	1999			
1859	Bell, Heather, 33	CDN	32:46:00	2012			
1860	Velasco, George, 40	CA	32:46:10	1993	LGR6		
1861	Liu, Wilson, 52	CA	32:46:18	2010			
1862	Campbell, David, 52	CA	32:47:18	2008			
1863	Beauchamp, Andrew, 49	CA	32:49:18	2010			
1864	Bur, Michael, 38	MD	32:50:18	2003			
1865	Warner, Roy, 31	CA	32:50:30	1990	LGR6		
1866	Velasco, George, 44	CA	32:50:40	1997			
1867	Kieffer, Dimitri, 33	WA	32:50:44	1999			
1868	Coats, Dale, 61	CA	32:51:00	1999			
1869	Kajiwara, Eric, 63	CA	32:51:24	2010	Elk		
1870	Mikesell, Jeff, 38	AZ	32:51:49	1999			
1871	Lopez, Jesus, 39	CA	32:52:06	2010			
1872	Ryne, Mark, 50	CA	32:52:18	2004			
1873	Velasco, George, 46	CA	32:52:22	1999			
1874	Hubbard, Gordon, 53	CA	32:52:33	1992			
1875	Wright, Gary, 37	WA	32:52:46	1988			
1876	McGrath, Maureen, 30	CA	32:53:18	1992			
1877	Cotes, Dale,	CA	32:54:21	1997			
1878	Boyd, Marie, 49	CA	32:54:36	1997			
1879	Kamm, Ulrich, 57	CA	32:55:00	2004			
1880	Nangle, Amy Beth, 42	OR	32:55:30	2012			
1881	Ngo, Dong, 52	FL	32:55:41	1990			
1882	McFadden, Linda, 41	TX	32:56:06	2003			
1883	Zheng, Beiyi, 48	CO	32:56:06	2012			
1884	Ingalls, Jim,	CA	32:57:18	1995			
1885	Siltman, Michael, 37	IL	32:57:34	2006			
1886	Blank, Gil, 46	CA	32:59:24	2010			



You don't ever want your race to look like this. Howie Stern, Three Points, AC100 2012, shortly before he dropped. Photo by June Uhlig.

9. Finisher Index



100-mile runner and finisher Andy Jones-Wilkins [center] is flanked by his two pacers Bruce Hoff [left], and Andy Roth [right]. Roth paced from 50-75

A				B				C				
Abramowitz, Fred, 54	CO	31:42:19	2006	Bachani, Bob, 48	AZ	29:41:06	2003	Blom, Keith, 52	CA	28:39:30	2008	
Ackley, Patrick, 38	WA	32:05:00	2008	Baehre, Susan, 42	VA	29:39:18	2001	Bloom, Jerry, 50	CA	30:17:12	2003	
Adame, Brandon, 30	CA	26:16:12	2008	Bahr, Tracy, 31	OR	25:41:12	2003	Bloom, Jerry, 51	CA	30:18:30	2004	
Adame, Brandon, 32	CA	23:47:24	2010	Bahr, Tracy, 31	OR	26:20:30	2005	Bogenhuber, Alfred, 48	CA	22:31:05	1988	
Adame, Brandon, 34	CA	23:34:36	2012	Bailey, Skip, 41	CA	31:31:08	1993	Bogenhuber, Edith, 46	CA	25:23:37	1990	
Adams, David, 41	WY	23:45:10	1993	Baird, Robert, 44	CA	32:15:05	2005	Bogenhuber, Edith, 47	CA	24:31:04	1991	
Adams, Richard, 51	CA	31:06:52	1994	Baker, Ernie, 49	CA	30:04:33	1986	Bogenhuber, Edith, 48	CA	28:24:05	1992	
Adams, Richard, 52	CA	28:41:57	1995	Balch, Vincent, 41	CA	24:42:02	1997	Bogges, Edward, 39	CO	24:59:58	1997	
Adjemian, Robert, 40	CA	30:45:51	1987	Ball, Tim, 32	CA	26:02:04	1991	Bogges, Edward, 41	CO	26:21:52	1999	LGR6
Adjemian, Robert, 45	CA	30:30:45	1992	Balsley, David, 42	NY	22:22:35	1989	Bon, Suzanna, 43	CA	22:00:15	2007	Ram
Adjemian, Robert, 46	CA	28:49:28	1993	Banderas, Carlos, 43	CA	22:59:25	1994	Bonnett-Castillo, Paul, 38	AZ	27:24:48	1999	
Adjemian, Robert, 47	CA	32:24:04	1994	Banderas, Carlos, 45	CA	23:06:42	1995	Borg, Carl, 34	CA	29:31:10	2008	
Adjemian, Robert, 50	CA	31:26:03	1997	Banderas, Carlos, 47	CA	22:45:05	1997	Bourgault, West, 31	CA	30:06:30	2008	
Adjemian, Robert, 52	CA	31:30:08	1999	Banderas, Carlos, 48	CA	21:53:52	1998	Boyd, Marie, 47	CA	31:48:08	1995	
Adjemian, Robert, 57	CA	32:37:24	2004	Banderas, Carlos, 50	CA	22:05:48	2000	Boyd, Marie, 49	CA	32:54:36	1997	
Akiyama, Paul, 49	CA	29:33:42	1993	Bandur, John, 48	WA	24:40:41	1986	Braga-Levaggi, Ana, 47	CA	32:13:28	2007	
Akiyama, Paul, 50	NV	29:15:43	1994	Bandur, John, 51	WA	26:03:20	1989	Brainard, Dick, 44	MA	21:56:06	1989	
Akiyama, Paul, 51	NV	28:10:56	1995	Bardessono, Leslie, 44	CA	28:51:35	2006	Bramer, Julia, 35	CA	32:22:02	1999	
Akiyama, Paul, 53	NV	29:51:26	1997	Barger, Dan, 21	CA	27:59:26	1986	Bramer, Julia, 36	CA	31:48:05	2000	
Albert, Norm, 31	CA	29:42:53	1988	Barger, Dan, 23	CA	23:07:31	1988	Brana, Suzanne, 40	CA	27:04:20	1998	Cougar
Albert, Norm, 40	CA	29:56:36	1997	Barger, Dan, 25	CA	21:35:20	1990	Brana, Suzanne, 41	CA	23:08:47	1999	Cougar
Albert, Norm, 42	CA	31:27:22	1999	Barger, Dan, 29	CA	25:06:08	1994	Bratches, Dan, 35	ME	32:03:24	2003	
Albrecht, Honey, 48	AZ	27:39:08	2007	Barichievich, Mark, 47	CA	31:35:30	2011	Braun, Bill, 51	CA	31:59:02	1999	
Allen, Lisa, 33	CO	30:32:49	1997	Barker, Leland, 39	UT	20:30:26	1997	Braun, Paul, 34	CA	27:13:45	1996	
Allen, Rocky, 29	CA	27:08:12	2006	Barnes, Rod, 43	CA	31:28:19	1991	Brenden, Dan, 54	AZ	27:02:12	2005	LGR6
Allen, Rocky, 30	CA	23:44:44	2007	Barr, Robert, 48	CA	31:08:30	2003	Brenden, Dan, 55	AZ	26:53:16	2006	
Allison, Walter, 35	CA	23:38:34	1990	Barrett, Wes, 55	CA	32:45:12	1991	Brenden, Dan, 56	AZ	28:02:46	2007	LGR6
Anderson, Jay, 43	CA	31:24:50	1999	Barry, Mary Kathleen, 40	CA	31:39:27	1998	Brenden, Dan, 57	AZ	26:53:30	2008	
Anderson, Jay, 44	CA	30:43:09	2000	Barry, Mary Kathleen, 40	CA	30:35:14	1999	Brenden, Dan, 60	AZ	27:40:24	2011	
Anderson, Jay, 48	CA	26:42:12	2004	Barth, Wendy, 40	CA	30:35:06	2012	Brettler, Jeff, 44	CA	31:56:18	2005	
Anderson, Jay, 50	CA	29:31:10	2006	Bartoo, Duke, 43	CA	30:55:19	1995	Breyfogle, James, 30	NM	25:43:06	2012	
Anderson, Maggie, 43	NZ	28:23:27	1995	Bartoo, Duke, 44	CA	28:48:26	1996	Britcliffe, Kathy, 33	CA	26:30:55	1988	G/S Buckle
Andress, Michael, 43	CA	28:59:56	1989	Bartoo, Duke, 45	CA	26:43:41	1997	Britcliffe, Kathy, 34	CA	22:36:57	1989	
Andrews, Bill, 46	CA	32:13:11	1998	Bartoo, Duke, 46	CA	29:14:06	1998	Britt, Michael, 49	WA	31:32:52	2000	
Andrews, Steven, 29	CA	31:48:24	2010	Bartoo, Duke, 47	CA	23:34:02	1999	Bruell, Harry, 37	CO	26:16:11	2006	
Andrieux, Marc, 45	FRA	28:00:30	2001	Bartoo, Duke, 48	CA	27:07:06	2000	Buck, Richard, 41	CA	31:17:21	1987	
Andrulis, Robert, 37	AZ	32:34:18	2005	Bartoo, Duke, 49	CA	31:34:30	2001	Buck, Richard, 42	CA	28:33:43	1988	
Andrulis, Robert, 38	AZ	32:24:19	2006	Bassett, Nick, 50	WY	24:56:49	1995	Buck, Richard, 43	CA	27:22:25	1989	
Anella, Ben, 52	CA	31:59:16	1997	Bassett, Nick, 52	WY	26:23:10	1997	Buck, Richard, 45	CA	30:49:23	1991	
Angle, Justin, 33	WA	20:38:50	2007	Beach, Bob, 42	CA	29:49:34	1986	Buettner, Stephanie, 73	AZ	32:27:18	2011	
Angle, Justin, 34	WA	20:08:00	2008	Beach, Maggie, 40	CA	26:08:24	2011	Bunton, Stacey, 40	OR	27:17:06	2003	Rhino
Ankeney, Jeff, 50	CA	30:44:36	2003	Bearden, Rick, 50	CA	31:49:09	2007	Bunton, Stacey, 43	OR	24:10:28	2006	Cougar
Antholine, Bill, 28	AZ	30:08:20	1997	Bearden, Rick, 51	CA	31:59:06	2008	Bunton, Stacey, 44	OR	24:57:45	2007	Cougar
Antoniu, Matthew, 39	MI	31:39:36	2012	Beauchamp, Andrew, 49	CA	32:49:18	2010	Bur, Michael, 35	MD	32:23:30	2000	
Apt, Kirk, 33	CO	22:55:34	1995	Beauchamp, Andrew, 50	CA	31:51:24	2011	Bur, Michael, 38	MD	32:50:18	2003	
Arasim, Ed, 54	CA	32:28:00	1994	Beaulieu, Moe, 46	CA	26:40:46	1990	Burke, Dan, 52	CA	28:58:06	2011	
Arceo, Rafael, 31	CA	27:40:37	1999	Beech, George, 41	CO	24:50:02	1991	Burke, Mike, 56	OR	26:54:18	2006	
Arceo, Rafael, 33	CA	26:24:30	2001	Bell, Heather, 33	CDN	32:46:00	2012	Burrous, Carrie, 26	CA	31:43:16	1995	
Arceo, Rafael, 35	CA	24:37:18	2003	Bell, Ray, 44	FL	23:27:27	1988	Bursey, Allen, 40	CA	30:06:02	2005	
Arceo, Rafael, 37	CA	29:00:06	2005	Bellante, Richard, 36	CA	29:37:17	1988	Buzik, Ivan, 55	CA	29:34:17	1999	
Arceo, Rafael, 38	CA	25:14:28	2006	Bellante, Richard, 42	CA	32:26:47	1994	Buzik, Ivan, 56	CA	27:16:47	2000	
Arceo, Rafael, 42	CA	24:37:00	2010	Bello, Lou, 37	MN	32:20:14	2000	Byrne, Rob, 43	CA	26:54:06	2001	
Arceo, Rafael, 43	CA	24:21:24	2011	Bender, Jeff, 31	CA	28:48:35	1993					
Arceo, Rafael, 44	CA	22:12:18	2012	Bender, Jeff, 32	CA	28:23:22	1994					
Armstrong, Jerry, 30	CA	32:37:02	2007	Benjamin, Ben, 60	OR	32:41:48	2007					
Arndt, Jeff, 46	AK	29:06:33	1999	Bermudez, Ofelia, 40	CA	27:21:27	1996					
Arndt, Jeff, 47	AK	25:34:51	2000	Berry, Kathy, 41	CA	29:51:24	1991					
Arndt, Jeff, 48	AK	25:06:30	2001	Betts, Kellen, 22	CA	24:28:06	2004					
Arndt, Jeff, 51	AK	25:20:24	2004	Bien, Rod, 31	OR	27:13:18	2003					
Arnold, Hap, 52	CA	29:51:03	1986	Bien, Rod, 36	OR	21:14:12	2008					
Askew, Deborah, 41	CA	26:09:15	1999	Blank, Gil, 46	CA	32:59:24	2010					
Atlas, Dave, 33	MT	21:56:13	1992	Blank, Gil, 48	CA	29:57:24	2012					
Ayres, Ed, 48	CT	29:48:32	1990	Blinn, Jerry, 42	CA	26:43:27	1989					



Grant Sisler, 2007



Manuel Garcia, 2003



Carmela Layson, 2008

Campos, Beto, 33	CA	31:48:06	2011	
Canales, Henry, 44	CA	31:23:31	1990	
Canales, Henry, 46	CA	32:06:16	1988	
Canby, John, 22	CA	30:04:18	1996	
Cantu, Ruben, 53	CA	29:50:55	1996	
Cantu, Ruben, 54	CA	30:46:52	1997	
Capewell, Dale, 31	CA	21:04:30	1994	
Capron, David, 51	CA	29:14:03	1996	
Capron, David, 52	CA	26:56:13	1997	
Capron, David, 53	CA	25:33:47	1998	
Carlson, Bill, 32	CA	23:12:17	1992	
Carlson, Jeanine, 46	MA	31:23:35	2000	
Carr, Derrick, 38	VA	24:34:34	1999	
Carr, Derrick, 39	VA	22:11:14	2000	10pt Buck
Carswell, Robert, 38	CDN	30:32:01	1994	
Carter, Mark, 25	AZ	29:40:27	1999	
Cassell, Steve, 40	NV	32:20:59	1989	
Cassidy, Kevin, 33	AUS	31:40:29	1993	
Castano, Larry, 37	CA	26:46:52	1990	
Castano, Larry, 38	CA	27:23:38	1991	
Casteran, Rene, 42	OR	26:03:20	1989	W4
Catalano, Al, 55	MA	32:29:24	2008	
Cave, John, 31	CA	23:47:30	1991	
Cave, John, 32	WA	22:51:55	1992	
Cepeda, Caesar, 37	CA	23:39:41	2000	
Cepeda, Lauren, 33	CA	30:42:58	1998	
Cepoi, David, 27	CA	27:12:18	1992	
Cervantes, Martimiano, 46	CA	21:36:59	1998	8pt Buck
Chamley, Mark, 39	CA	31:07:29	1992	
Chamley, Mark, 42	CA	30:35:31	1995	
Chamoun, Michael, 29	CA	26:05:06	2012	
Chandonia, Charlie, 56	TX	31:30:34	1997	
Chang, Jack, 46	CA	30:42:35	2006	
Chapman, Tom, 45	OR	30:31:36	2004	
Cheese, Tom, 31	CA	22:12:56	1990	
Cheng, Jack, 39	CA	30:38:30	2010	
Cheng, Jack, 39	CA	29:47:30	2011	
Cheng, Jack, 40	CA	29:41:06	2012	
Chiappe, Christian, 31	CA	32:30:06	2012	
Chiasson, Hal, 55	CA	28:17:00	1998	
Chiasson, Hal, 57	CA	28:19:00	2000	
Chiasson, Hal, 58	CA	27:16:12	2001	
Chiasson, Hal, 60	CA	28:38:30	2003	
Chiasson, Hal, 61	CA	28:06:18	2004	
Chiasson, Hal, 64	CA	32:23:50	2007	
Chin, John, 54	CA	30:48:30	2012	
Choy, Clement, 52	CA	32:24:15	1999	
Christensen, Chris, 35	CA	23:07:48	1992	
Christopherson, Wayne, 41	MI	27:28:13	1989	
Chu, Ling-ru, 36	CA	32:25:24	2010	
Clapper, Joe, 38	VA	27:34:28	1997	
Clark, Suzi, 41	CA	32:40:56	1988	
Cline, Marli, 32	CA	32:05:18	2001	
Coats, Dale, 61	CA	32:51:00	1999	
Coblentz, David, 43	NM	24:43:25	2006	
Coffee, Dennis, 38	CA	29:39:09	1986	
Coffee, Dennis, 39	CA	30:42:48	1987	
Coffey, Marty, 41	CA	31:15:36	1991	
Cohen, Herman, 53	CA	30:09:59	1992	
Cohen, Howard, 43	CA	31:26:30	2001	
Cohn, Alan, 42	CO	30:38:14	1997	
Cole, Chris, 23	CA	23:17:36	1986	
Cole, Chris, 27	CA	27:54:57	1990	
Cole, Chris, 29	CA	30:54:39	1992	W4

Collier, Damon, 30	CA	29:47:00	1996	
Collier, Damon, 31	CA	31:30:20	1997	
Collier, Damon, 35	CA	31:31:30	2001	
Collier, Damon, 37	CA	28:26:12	2005	
Collier, Damon, 40	CA	26:58:13	2006	
Collier, Damon, 42	CA	27:44:18	2008	
Collins, Dick, 56	CA	28:21:18	1989	
Collins, Dick, 57	CA	28:24:34	1990	W4
Collins, Dick, 58	CA	31:52:29	1991	
Comar, Louise Elaine, 47	CA	31:27:08	2000	
Condron, Barry, 29	CA	28:27:47	1992	
Condron, Barry, 30	CA	25:23:42	1993	
Condron, Barry, 30	CA	23:44:35	1994	
Cone, Travis, 29	CA	26:19:18	2011	
Conover, Lisa, 40	WI	30:09:56	1998	
Conover, Lisa, 43	WI	28:20:12	2001	
Conover, Lisa, 46	WI	29:21:03	2004	
Conover, Lisa, 48	WI	28:20:31	2006	
Cooley, Colin, 41	CA	23:37:30	2012	Rams Hd
Cooper Jr., Will, 48	CA	24:34:12	2011	
Cooper, Rick, 41	MT	30:06:42	1999	
Corbett-McNeely, Catra, 38	CA	31:40:30	2003	
Corbett, Catra, 35	CA	30:06:03	2000	
Corbett, Catra, 36	CA	31:37:36	2001	
Corbett, Catra, 40	CA	30:45:24	2005	Rhino
Corbett, Catra, 41	CA	30:41:05	2006	
Corbett, Catra, 43	CA	30:57:12	2008	
Corcoran, Devin, 34	CA	27:09:36	2001	
Corcoran, Devin, 48	CA	23:53:06	2005	8pt Buck
Corcoran, Devin, 49	CA	23:40:34	2006	8pt Buck
Cordner, Geoff, 52	CA	32:07:06	2012	
Cornell, Gill, 42	CA	27:32:42	1992	
Cosmas, Mark, 38	AZ	25:56:30	2005	
Costa, Nadia, 32	CA	32:00:24	2003	
Cotes, Dale, 41	CA	32:54:21	1997	
Coudurier, Bernard, 43	CA	26:16:33	1995	
Coudurier, Bernard, 44	CA	23:45:47	1996	
Coudurier, Bernard, 45	CA	25:10:38	1997	
Coury, Jamil, 22	AZ	23:49:07	2007	
Coury, Jamil, 26	AZ	23:41:06	2011	
Coury, Nick, 19	AZ	23:49:07	2007	
Covarrubias, Rafael, 39	CA	30:49:00	2008	
Covarrubias, Rafael, 41	CA	30:39:18	2010	
Cowdrey, Bob, 50	CA	28:04:42	1994	
Cox, Bob, 47	NV	31:22:03	1989	
Crane, Adrian, 36	CA	31:38:24	1991	
Crane, Steve, 43	CA	24:27:12	2011	
Crane, Steve, 44	CA	23:22:00	2012	Buffalo
Crawford, Sada, 46	CA	25:04:18	2012	Rhino, 2SR
Crawford, Terry, 42	CA	25:57:25	1990	
Crites, Kent, 37	CA	23:22:58	1988	
Crites, Kent, 43	CA	26:31:13	1994	
Cross, Fenton, 53	CA	28:49:41	1997	
Cross, Fenton, 54	CA	30:18:59	1998	
Cross, Fenton, 56	CA	29:19:27	2000	
Cross, Fenton, 57	CA	29:59:06	2001	
Cross, Fenton, 59	CA	29:01:06	2003	
Cross, Fenton, 62	CA	30:03:06	2006	
Cross, Fenton, 67	CA	29:54:30	2012	
Cross, Peter, 32	CA	24:41:24	2012	2SR
Cruz, Ernesto, 47	CA	26:31:00	2012	
Cuff, Kermit, 49	CA	27:15:22	2007	
Cuff, Kermit, 50	CA	27:57:18	2008	
Cunniff, Sean, 34	NM	30:58:05	2006	

Cunningham, Ron, 50	OR	30:17:08	1998	
Curry, Garry, 32	CA	27:59:41	1986	
Curry, Garry, 33	CA	23:55:25	1987	
Curry, Garry, 34	CA	32:43:35	1988	W4, LGR5
Curry, Garry, 35	CA	26:25:20	1989	
Curry, Garry, 36	CO	30:13:50	1990	
Curry, Garry, 37	CO	28:05:05	1991	
Curry, Garry, 38	CO	30:48:01	1992	
Curry, Garry, 39	CO	29:33:15	1993	
Curry, Garry, 40	CO	27:04:34	1994	
Curry, Garry, 41	CO	28:51:47	1995	Eagle
Curry, Garry, 42	CO	26:14:50	1996	
Curry, Garry, 43	CO	28:52:12	1997	
Curry, Garry, 44	CO	31:17:25	1998	
Curry, Garry, 45	CO	29:03:19	1999	
Curry, Garry, 46	CO	30:31:23	2000	
Curry, Garry, 47	CO	30:39:06	2001	
Curry, Garry, 49	CO	31:25:06	2003	
Curry, Garry, 50	CO	29:09:24	2004	
Curry, Garry, 51	CO	31:49:12	2005	
Curry, Garry, 52	CO	28:24:10	2006	
Curry, Garry, 53	CO	28:08:43	2007	
Curry, Garry, 54	CO	29:05:12	2008	
Curry, Garry, 56	CO	28:10:24	2010	
Curry, Garry, 57	CA	29:22:00	2011	
Curry, Garry, 58	CA	30:07:12	2012	
Curtiss, Brian, 32	CA	31:37:00	2008	

D				
Daly, David, 40	CA	26:08:30	2001	
Damas, Dave, 43	CA	30:38:41	1991	
Damas, Dave, 45	CA	31:22:00	1993	
Daniel, Conrad, 52	CA	31:14:05	2000	
Davidson, Anstr, 49	VA	30:39:00	1994	
Davidson, Anstr, 51	VA	32:24:03	1996	
Davidson, Larry, 42	NV	32:01:10	1989	
Davidson, Robert, 34	AZ	31:53:41	1989	
Davis III, Frederick, 52	OH	32:12:18	2000	
Davis, Curtis B., 38	CA	31:37:30	2003	
Davis, Curtis B., 42	CA	30:24:02	2007	
Davis, Lance, 33	CA	22:03:10	1993	
Day, Conn Allen, 29	IN	32:43:35	1988	
Day, Conn, 31	CO	30:13:50	1990	
de St Paer, Jonathan, 34	CA	29:20:28	2007	
Dean, Deno, 43	CA	32:17:30	2011	
Dean, Kevin, 36	CA	19:34:41	2007	Ram
Deaton, Lisa, 43	CA	29:10:46	1996	
Decker, Larry, 44	GA	32:22:52	1991	
Decker, Larry, 45	GA	31:41:24	1992	
DeGregory, John, 42	CA	31:54:24	2011	
DelaRosa, Michael, 44	CA	31:45:31	1991	
Delelice, Robert, 45	AK	29:06:33	1999	
Demazure, Eric, 44	FRA	28:26:24	2004	SY
Demoney, Ed, 42	VA	31:17:27	1987	
Demorest, John, 38	CA	22:31:54	1989	
Demorest, John, 42	CA	23:47:32	1993	
Dempster, Dan, 47	CA	30:30:08	1994	
Dempster, Dan, 48	CA	30:22:45	1995	
deSouza, Ferdinand, 35	UT	30:28:45	1988	
deSouza, Ferdinand, 36	UT	29:11:11	1989	
DeSplinter, Katie, 28	CA	30:53:12	2011	
DeVelice, Robert, 46	AK	27:01:55	2000	
DeVita, Vicki, 38	CA	23:46:56	1991	G/S Buckle
DeVita, Vicki, 50	CA	32:26:06	2003	



Suzanna Bon, 2007.



Dave Turner & pacer Erin Moran, 1994



Scott McKenzie, 1999

DeVita, Victoria, 47	CA	31:16:01	2000	
Deweese, Linda, 49	CA	32:27:15	2006	
Deweese, Linda, 51	CA	30:10:06	2008	
Deweese, Randy, 53	CA	32:20:43	2008	
Diamond, Scott, 39	OR	29:59:04	2000	
Diaz, Carlos, 45	CA	28:25:36	2001	
Dickey, Bill, 49	CA	31:31:55	1988	
Dickey, Bill, 51	CA	29:43:03	1990	
Dickey, Bill, 53	CA	30:30:21	1992	
Dickie, Matthew, 31	CA	30:23:01	2007	
Dike, Roger, 63	AK	30:47:48	1990	
Dill, Thomas, 47	CA	31:41:41	1992	
DiMarco, Paul, 45	TX	31:54:06	1999	
Dimkich, Michael, 33	CA	27:42:12	2001	
Dimmick, Fred, 38	NY	29:19:19	1995	
Dimmick, Fred, 39	NY	28:25:23	1996	
Dinger, Eric, 30	AZ	28:18:18	2004	
Dobberteen, Dean, 24	CA	27:00:47	1999	
Dobberteen, Dean, 32	CA	22:19:33	2007	
Dobberteen, Dean, 35	CA	22:31:36	2010	
Dobrowski, Jay, 28	CA	32:02:35	2007	
Dockstader, Damon, 23	TX	32:42:35	1991	
Doman, Wendell, 44	CA	28:06:06	2003	
Donoff, Mick, 52	CD	28:48:56	1996	
Dorgan, Jason, 38	WI	30:44:36	2004	
Draxler, Leon, 57	WA	32:45:54	1999	
Drey, Dennis, 58	NM	31:38:00	2010	
Duarte, Chase, 44	AZ	27:55:18	2011	
Dudney, Gary, 44	CA	30:45:57	1997	
Duplessis, Janine, 45	WA	28:55:16	1999	LGR6
Durr, George, 45	CA	31:24:06	1991	
Dutfield, Stewart, 36	WA	23:51:42	1991	
E				
Earnest, Frank, 53	CA	27:34:36	2004	LGR6, W4
Eastman, Diane, 45	CA	28:31:04	1987	
Eckenwiler, Terry, 36	CA	32:15:11	1994	
Edmunds, Eric, 49	CA	29:57:49	1987	
Ehlerman, Mike, 34	AZ	31:24:26	1999	
Ehman, Rose, 34	CA	29:37:26	1993	
Ehret, Stephanie, 43	CO	26:16:11	2006	
Ehrhard, Ron, 28	CA	21:47:14	1998	
Eidenschink, Chuck, 36	OR	27:27:45	1989	
Elam, Linda, 45	CA	26:04:16	1991	W4
Elia, Barbara Ann, 50	CA	29:06:14	1995	Buffalo
Elia, Barbara Ann, 52	CA	31:41:29	1997	Buffalo
Elliott, Brian, 42	CA	31:57:12	1995	
Emmons, David, 37	CA	32:15:31	1994	
Emmons, David, 39	CA	31:22:11	1996	
Englemann, Ed, 51	OR	30:21:42	1993	
Eppelman, Scott, 40	TX	26:04:14	2006	
Escobar, Luis, 34	CA	27:06:29	1997	
Essick, Tracie, 34	CA	32:35:49	1995	
Eugster, John, 49	NV	32:00:59	1999	
F				
Fabian, Francisco, 48	CA	26:28:38	1999	
Fabian, Francisco, 49	CA	26:45:27	2000	
Fabian, Francisco, 50	CA	23:55:24	2001	
Fabian, Francisco, 54	CA	30:49:06	2005	
Falcone, Mark, 48	CA	30:33:30	2005	
Fambrough, Larry, 52	CA	28:38:52	1997	
Farar-Griener, Shannon, 44	CA	32:33:06	2005	
Farinella, Tony, 50	CA	32:42:16	1991	
Farley, Ken, 43	CA	26:47:18	2008	

Farley, Kenneth, 40	CA	27:20:12	2005	
Farley, Kristen, 46	CA	30:58:24	2008	
Farr, Brian, 43	CA	25:47:57	2007	
Feldman, Alex, 40	ID	23:28:07	1997	
Field, Ben, 43	CA	28:51:38	2007	
Fingar, Julie, 30	CA	24:53:24	2005	Ram
Finkbeiner, Bill, 36	CA	21:18:28	1992	W4
Finkel, Diana, 31	CO	24:39:06	2003	Ram
Fiorito, Mike, 29	NC	23:48:35	1996	
Fisher, Barry, 58	CA	30:20:06	2003	
Fisher, Richard, 47	NV	31:02:58	1996	
Fisher, Richard, 48	NV	30:20:17	1997	
Fitzwater, Loren, 40	CA	28:09:40	1995	
Flores, Gabriel, 28	CA	26:33:38	1994	
Flores, Gabriel, 29	CA	19:30:36	1995	
Flores, Gabriel, 32	CA	22:53:59	1998	
Flores, Mario, 40	CA	28:52:12	1990	
Flores, Mario, 41	CA	28:49:01	1991	
Flores, Mark, 40	CA	24:46:06	2008	
Flores, Mark, 43	CA	24:41:18	2012	2SR
Florio, Joe, 40	CA	32:34:09	2000	
Flynn, Aaron, 27	CA	28:20:06	2012	
Flynt, David, 38	CA	24:40:48	1993	
Flynt, David, 38	CA	22:39:30	1994	
Flynt, David, 39	CA	22:08:17	1995	
Foote, Andrew, 58	CA	31:17:06	2008	
Foote, Andrew, 61	CA	31:59:06	2011	
Foote, Geoffrey, 44	AZ	29:31:06	2012	
Foster, H.E., 46	CA	32:06:16	1988	
Franiak, Joe, 30	CA	23:18:49	1991	
Franko, Joseph, 42	CA	32:40:23	1988	
Franko, Joseph, 43	CA	28:46:35	1989	
Franko, Joseph, 44	CA	22:17:51	1990	
Franko, Joseph, 45	CA	22:08:07	1991	
Franko, Joseph, 46	CA	26:44:34	1992	
Franko, Joseph, 47	CA	26:56:38	1993	
Franko, Joseph, 50	CA	32:34:18	1996	
Freeman, Don, 48	CA	27:55:18	2011	
Freeman, Don, 49	CA	27:01:18	2012	
Freeman, Jimmy Dean, 34	CA	23:51:30	2011	
Freeman, Jimmy Dean, 35	CA	22:38:00	2012	
Freeman, Jimmy, 29	CA	26:27:32	2006	
Freeman, Kate, 30	CA	29:13:30	2012	
Freeman, Lee, 43	CA	30:33:51	1986	
Freeman, Lee, 46	CA	31:25:21	1989	
Freeman, Lee, 48	CA	28:32:02	1991	
Freeman, Lon, 29	CA	20:38:18	2004	
Frenzel, Hartmut, 37	CA	32:23:18	2005	
Fries, John, 50	CA	31:55:52	2007	
Fry, Steve, 54	CA	29:47:06	2012	
Frye-Krier, Barbara, 47	FL	26:38:06	2001	W4, Rhino
Fu, Chihping, 44	CA	30:53:12	2010	
Fuentes, Frederico, 34	MEX	28:28:12	2004	
Fukumoto, Stephen, 37	CA	27:47:01	1987	
Fukumoto, Stephen, 38	CA	28:07:01	1988	
Fullerton, Jimmy, 49	CA	27:15:36	2003	
Fullerton, Jimmy, 50	CA	26:40:23	2004	
Fullerton, Jimmy, 51	CA	28:51:04	2005	
Fullerton, Jimmy, 52	CA	27:03:17	2006	
Fullerton, Jimmy, 54	CA	28:39:24	2008	
Furin, Milan, 45	SVK	26:42:22	1995	Rams Hd
Furnish, James, 50	CA	27:18:30	1992	
Furtaw, Ed, 43	NV	27:38:52	1991	

G				
Gaetos, Ben, 50	CA	32:10:10	2007	
Gaetos, Ben, 51	CA	32:35:30	2008	
Gaetos, Ben, 53	CA	32:22:24	2010	
Gaetos, Ben, 54	CA	31:41:06	2011	
Gagarin, Peter, 41	MA	25:19:05	1986	
Gagarin, Peter, 44	MA	23:25:11	1989	
Gaggia, Chris, 41	CA	26:40:06	2011	
Galdi, Phil, 36	CA	26:23:20	1986	
Gallagher, Tom, 41	NV	31:45:50	1998	
Gallagher, Tom, 43	NV	30:24:37	2000	
Gallagher, Tommy, 42	NV	31:53:15	1999	
Gallagher, Tommy, 46	NV	30:15:03	2003	
Gallagher, Tommy, 47	NV	31:45:03	2004	
Gallagher, Tommy, 48	NV	32:26:16	2005	
Gallagher, Tommy, 50	NV	32:43:26	2007	
Gallagher, Tommy, 51	NV	32:43:06	2008	
Gallardo, Marc, 31	CA	23:05:46	1996	
Gallardo, Marc, 32	CA	24:53:52	1997	
Gamble, Russ, 41	CA	31:49:55	1991	
Gamble, Russ, 44	CA	29:58:08	1990	
Garcia, Manuel G., 54	CA	31:44:12	2003	
Gardner, Renne, 38	CA	31:13:17	1996	
Garnett, Paul, 38	CA	27:32:30	1986	
Gassan, Larry, 36	CA	29:10:44	1991	
Gassan, Larry, 38	CA	27:14:20	1993	
Gassan, Larry, 41	CA	23:50:04	1996	
Gates, Richard, 32	UT	27:57:14	1989	
Gates, Richard, 35	UT	26:24:18	1992	W4
Gebbie, Bill, 44	CA	31:44:06	1987	
Gebbie, Bill, 46	CA	31:11:09	1989	
Geha, Tom, 40	CA	31:56:50	2007	
Gensichen, Jim, 38	CA	19:37:13	1987	G/S Buckle
Gensichen, Jim, 39	CA	20:21:49	1988	G/S Buckle
Gersitz, Lorraine, 37	CA	28:42:22	1991	
Gersitz, Lorraine, 56	CA	32:41:06	2010	
Gibbons, Georgia, 36	CA	31:45:02	2005	
Gibbons, Christine, 33	NJ	28:17:25	1995	
Gibbons, Wayne, 31	CA	24:58:07	1990	
Gibbons, Wayne, 36	NJ	28:17:25	1995	
Gifford, Jamie, 49	WA	25:49:00	2011	
Gilbert, Cortez,		23:36:57	1989	
Gill, Jim, 47	CA	29:16:12	2005	
Gillespie, Richard, 50	CA	30:17:26	1996	
Gilli, William, 38	AR	31:19:03	1995	
Gimbel, Susan, 41	CA	27:22:27	1988	
Gimbel, Susan, 43	CA	23:37:05	1990	
Jimenez, Kim, 40	CA	27:43:06	2004	Rhino
Giovanola, Eric, 33	CA	28:13:12	2012	
Givens, Bob, 45	TX	29:24:33	1989	
Gleason, George, 28	CA	25:46:18	2011	
Gleman, Michael, 48	FL	31:11:44	1996	
Gleman, Stuart, 49	FL	31:37:15	1994	
Glenn, Jim, 47	CA	29:02:23	1991	
Glogovac, Scott, 54	NV	29:45:18	2008	
Goddard, Christopher, 38	CA	27:52:06	2008	
Goetz, Kent, 34	CA	30:41:31	1994	
Goggins, David, 32	CA	22:15:19	2007	
Gonzalez, Cirildo, 43	MEX	19:37:03	1997	Ram
Gonzalez, Cirildo, 44	MEX	22:20:05	1998	
Good, Jim, 46	CA	26:55:06	2004	
Goodman, Harris S., 43	CA	30:15:30	2008	
Goodman, Larry, 33	CA	23:35:48	1990	
Goren, Peter Louis, 18	CA	32:19:24	2001	



Mona Gutierrez, 2003



Jeff Brettler, 2005



Amelia Vatinshy-Fillipaw, 2007

Goss, Lance, 45	CA	27:01:10	1990	
Graney, Bill, 46	CA	25:14:28	2006	
Greaves, Martyn,	GB	22:30:20	1987	
Greco, Ken, 34	AZ	29:32:12	2001	
Green, Stephanie, 35	CA	29:10:18	2004	
Green, Thomas, 42	MD	23:43:46	1992	
Greenbauer, Richard, 37	CA	29:30:30	2004	
Greenberg, Marc, 36	WA	31:52:43	1987	
Greenberg, Marc, 39	WA	30:52:44	1990	
Greenberg, Marc, 40	WA	31:45:00	1991	
Greenberg, Marc, 45	WA	32:15:37	1996	
Greener, Doug, 35	CA	31:08:50	1998	
Greenfield, Jay, 50	CA	32:10:18	2010	
Greenlaw, Raymond, 39	GA	27:18:41	2000	
Greer, John, 37	AZ	30:00:31	1996	
Gregg, Michael, 28	CA	23:23:43	1986	
Gregorich, Ken, 42	CA	23:17:06	2001	
Gribble, David, 31	NV	31:53:12	2007	
Grill, Larry, 56	CA	30:08:21	2006	
Grimm, Paul, 42	CO	30:49:00	2011	
Grobesson, Jay, 32	CA	29:41:06	1993	
Grobesson, Jay, 33	CA	26:15:33	1994	
Grobesson, Jay, 34	CA	25:32:46	1995	
Grobesson, Jay, 35	CA	25:37:25	1996	
Grobesson, Jay, 36	CA	23:30:43	1997	
Grobesson, Jay, 37	CA	25:38:51	1998	LGR6
Grobesson, Jay, 38	CA	23:18:09	1999	
Grobesson, Jay, 40	CA	25:57:18	2001	
Grobesson, Jay, 43	CA	24:20:24	2004	2SR
Grobesson, Jay, 44	CA	23:29:12	2005	Rhino, Elk
Grossman, Dominic, 23	CA	23:06:06	2010	
Grossman, Dominic, 24	CA	20:21:18	2011	Ram
Gruenewald, Ray, 41	WA	32:25:36	2001	
Grunt, Cindie, 41	OR	27:35:49	1991	
Grunt, Cindie, 43	OR	30:07:53	1993	
Grunt, Cindie, 44	OR	29:27:15	1994	LGR6
Guerra, Tiffany, 35	CA	31:14:30	2011	
Guild, Scott, 36	NV	30:37:18	2008	
Gunderson, Jonathan, 27	CA	31:45:06	2005	
Gunderson, Jonathan, 29	CA	31:11:52	2007	
Gunderson, Jonathan, 30	CA	31:30:36	2008	
Gunderson, Jonathan, 33	CA	24:55:06	2011	
Gunnarsson, Patrik, 32	CA	22:42:05	1997	
Gunnarsson, Patrik, 33	CA	20:57:53	1998	
Gustman, Jana, 34	CA	25:55:24	2001	Cougar
Gutierrez, Mona, 42	CA	31:31:06	2004	
H				
Hacker, Rob, 46	CO	32:01:30	2006	
Hagele, Denny, 44	CA	28:36:37	1988	LGR5
Hagen, Jeff, 45	CA	31:32:30	1992	
Hagen, Jeff, 46	CA	26:30:33	1993	
Hale, Robin, 40	CA	32:39:14	1992	
Hall, Clark, 49	VA	30:04:30	1998	
Hall, Larry, 49	IL	32:02:12	2003	
Hall, Patricia, 41	VA	32:17:02	1998	
Hamalainen, Jussi, 40	CA	22:49:56	1986	
Hamalainen, Jussi, 41	FIN	20:15:20	1987	
Hamalainen, Jussi, 42	CA	21:05:22	1988	
Hamalainen, Jussi, 43	CA	20:31:21	1989	
Hamalainen, Jussi, 44	CA	19:31:24	1990	
Hamalainen, Jussi, 45	CA	20:12:56	1991	G/S Buckle
Hamalainen, Jussi, 46	CA	20:18:05	1992	
Hamalainen, Jussi, 47	CA	20:33:25	1993	

Hamalainen, Jussi, 48	CA	21:19:46	1994	
Hamalainen, Jussi, 49	CA	19:51:26	1995	Rhino, Eagle
Hamalainen, Jussi, 50	CA	21:55:40	1996	Buffalo
Hamalainen, Jussi, 51	CA	21:20:55	1997	Rhino
Hamalainen, Jussi, 52	CA	22:33:46	1998	Buffalo
Hamalainen, Jussi, 53	CA	23:32:52	1999	8pt Buck
Hamalainen, Jussi, 54	FIN	23:27:46	2000	Buffalo
Hamalainen, Jussi, 55	CA	22:56:24	2001	
Hamalainen, Jussi, 56	CA	26:04:12	2003	8pt Buck
Hamalainen, Jussi, 58	CA	24:55:06	2004	Buffalo
Hamalainen, Jussi, 59	CA	27:16:18	2005	
Hamalainen, Jussi, 60	CA	23:43:11	2006	Buffalo
Hamalainen, Jussi, 61	CA	26:40:19	2007	
Hamalainen, Jussi, 62	CA	29:47:06	2008	
Hamalainen, Jussi, 64	CA	27:21:00	2010	Buffalo
Hamalainen, Jussi, 65	CA	28:13:30	2011	
Hamalainen, Jussi, 66	CA	29:13:06	2012	LGR6
Hamilton, James, 53	CA	32:08:53	1996	
Hamilton, James, 54	CA	30:20:07	1997	
Hamilton, James, 56	CA	30:53:29	1999	
Hamilton, Kathy, 43	CA	32:33:53	1993	
Hamilton, Kathy, 46	CA	30:54:46	1996	
Hamilton, Mike, 41	WA	31:26:18	1994	
Hamilton, Mike, 43	WA	30:57:11	1996	
Hammett, Ron, 42	NV	27:13:30	2012	
Hanna, Noel, 31	IRE	23:51:29	1998	Rams Hd
Hannemann, Mori, 36	CA	32:05:12	2001	
Hansen, Jonas, 32	CA	26:10:24	2008	
Haraway, Chuck, 44	CO	32:21:17	1992	
Hardin, David, 31	CA	29:15:32	1997	
Hardman, Gordon, 38	CO	23:53:00	1989	LGR6
Harlan, Larry, 37	CA	23:53:44	1996	
Harlan, Ted, 28	CO	29:03:18	2004	
Harmer, Burgess, 47	NV	31:22:03	1989	
Harmer, Burgess, 48	NV	27:59:08	1990	W4
Harmer, Burgess, 49	NV	27:48:53	1991	W4, LGR5
Harmer, Burgess, 50	NV	28:26:45	1992	W4, LGR5
Harmer, Burgess, 52	NV	29:16:50	1994	LGR6
Harns, Bill, 44	CA	32:09:14	1990	
Harns, Bill, 45	CA	31:07:50	1991	
Harns, Bill, 49	CA	30:45:06	1995	
Harns, Bill, 50	CA	31:24:48	1996	
Harns, Bill, 52	CA	32:34:23	1998	
Harns, Bill, 53	CA	32:30:29	1999	
Harns, Bill, 54	CA	32:28:03	2000	
Harris, David, 44	CA	32:35:00	1997	
Harris, David, 45	CA	31:34:44	1998	
Harris, Robert, 36	CA	31:24:12	2004	
Harris, Stephen, 34	CA	21:17:40	1988	
Harris, Stephen, 38	CA	21:49:56	1992	
Harris, Stephen, 40	CA	21:40:16	1994	
Harris, Stephen, 41	CA	20:43:04	1995	
Harris, Stephen, 42	CA	22:43:41	1996	
Harris, Stephen, 43	CA	21:43:04	1997	
Harris, Stephen, 44	CA	21:42:46	1998	
Harris, Stephen, 45	CA	24:06:47	1999	
Harris, Stephen, 46	CA	26:48:40	2000	
Harris, Stephen, 47	CA	25:57:06	2001	
Harris, Stephen, 49	CA	28:50:02	2003	
Harry, Thomas, 49	CA	32:16:00	2004	
Harry, Thomas, 51	CA	28:34:26	2006	
Harshburger, Dan, 43	CA	31:58:23	1990	
Harshburger, Dan, 44	CA	31:18:55	1991	
Hartinger, Mark, 42	WA	28:42:47	1999	

Hartley, Booth, 45	CA	31:58:43	1987	
Hartley, Booth, 46	CA	32:27:32	1988	
Harvey, Brian, 32	CA	32:12:30	2008	
Harvey, Steve, 42	CA	26:48:58	1986	
Harvey, Steve, 44	CA	25:55:31	1988	
Harvey, Steve, 46	CA	30:46:46	1990	
Harvey, Steve, 49	CA	31:43:10	1993	
Hasham, Sheila, 44	CA	29:15:19	1986	
Hatta, Hiromi, 35	JPN	31:13:17	1996	Ram's Head
Hatta, Katsuyuki, 32	JPN	31:13:17	1996	Ram's Head
Hayes, Richard, 48	CA	29:40:07	1999	
Hayes, Richard, 49	CA	27:49:16	2000	
Hayes, Richard, 50	CA	29:36:18	2001	
Hayes, Terri, 47	NV	31:43:07	1990	
Hayes, Terri, 48	NV	31:44:25	1991	
Heard, Andrew, 41	AZ	25:49:56	2007	
Heaton, Cynthia,	CA	30:54:13	1987	
Heilbock, Juergen, 41	GER	30:56:07	2006	
Heiner, Jannifer, 29	CA	26:46:06	2008	
Henderson, Jennifer, 37	CA	24:28:27	1996	Ram
Henninger, Keira, 34	CA	24:15:12	2010	
Henninger, Keira, 36	CA	23:17:12	2012	Ram
Henriquez, Ernesto, 39	CA	23:06:42	1995	
Henslee, Gary, 45	CA	26:45:17	1996	
Hermanson, Ray, 45	CA	28:52:38	1988	
Hermanson, Ray, 47	CAN	29:29:13	1990	
Hernandez, Jose, 43	CA	26:44:12	2008	
Hernandez, Jose, 45	CA	28:34:18	2010	
Heroux, Jess,	CDN	31:43:54	1992	
Herrera, Carlos, 21	MEX	23:04:06	2006	
Herrera, Carlos, 22	MEX	20:10:33	2007	10Pt Buck
Herrera, Juan, 28	MEX	20:52:29	1997	
Herrera, Juan, 32	MEX	25:45:26	2000	
Herrera, Madero, 25	AZ	20:54:45	1996	
Herrmann, Jakob, 39	CA	31:05:00	2010	
Herzog, Joe, 42	CA	27:24:00	2010	
Hesseltine, Wally, 60	CA	26:23:24	2003	Buffalo
Hesseltine, Wally, 61	CA	26:34:30	2004	
Hesseltine, Wally, 62	CA	27:14:30	2005	
Hesseltine, Wally, 65	CA	29:28:06	2008	
Hian, Ben, 24	CA	22:14:00	1993	
Hian, Ben, 25	CA	18:39:48	1994	Ram
Hian, Ben, 26	CA	19:11:11	1995	Ram
Hian, Ben, 27	CA	18:50:24	1996	Ram
Hian, Ben, 29	CA	19:05:35	1998	Ram
Hillestad, Richard, 44	CA	23:41:07	1986	
Hilliard, Gary, 49	CA	24:50:16	2004	8 Pt Buck
Hilliard, Gary, 50	CA	27:06:24	2005	
Hines, Jeff, 35	CA	21:50:36	1995	
Hines, Jeff, 36	CA	20:59:04	1996	
Hines, Jeff, 40	CA	22:16:49	2000	
Hiskey, Todd, 43	CA	27:19:12	2008	
Hoagland, Dennis, 54	CA	28:56:24	2008	
Hoang, Kyle, 34	CA	23:17:24	2005	
Hoang, Kyle, 35	CA	20:35:30	2006	Horse
Hodde, Jason, 26	IN	28:02:33	1996	
Hodde, Jason, 27	IN	31:22:19	1997	W4,LGR6
Hodges, Eric, 48	CA	28:56:48	1997	
Hodges, Eric, 49	CA	28:14:52	1998	
Hodges, Eric, 51	CA	27:24:36	2000	W4
Hoff, Bruce, 29	CA	23:37:15	1992	
Hoff, Bruce, 32	CA	22:31:17	1995	
Hoffman, Cory, 37	CA	30:08:12	2012	
Holder, Kent, 49	CA	28:18:36	1988	



Gary Hilliard, 2005



Osvaldo Nava at Short Cut, 2006



Monica Scholz & Tonya Johnson, 2010

Holderman, Brad, 36	CA	31:50:02	1998	
Holloway, Gary, 35	ID	31:50:34	1997	W4
Holm, Darrell, 38	CA	30:16:00	1999	
Holmes, Fred, 60	TX	32:36:46	1997	
Holmes, John, 55	FL	29:46:32	1997	
Holtz, Allan, 60	MN	31:01:36	2010	
Hooper, Max, 43	AR	30:42:51	1989	
Hopkins, John, 47	CA	31:09:47	1992	
Horton, Roch, 50	UT	22:53:18	2008	Buffalo
Hosaka, Toshikazu, 35	CA	22:38:00	2012	
Howard, Troy, 34	CA	20:00:23	2007	Cougar
Howard, Troy, 35	CA	19:25:00	2008	Cougar
Hsieh, Julie Wu, 29	CA	30:40:12	2003	
Hubbard, Gordon, 47	CA	32:11:58	1986	
Hubbard, Gordon, 48	CA	30:51:43	1987	
Hubbard, Gordon, 49	CA	30:53:58	1988	
Hubbard, Gordon, 51	CA	31:38:57	1990	
Hubbard, Gordon, 52	CA	31:17:40	1991	
Hubbard, Gordon, 53	CA	30:26:53	1989	
Hubbard, Gordon, 53	CA	32:52:33	1992	
Hubbard, Kenneth, 56	VA	32:45:18	2003	
Huff, Jeff, 37	HI	25:56:47	1999	
Huff, Jeff, 38	HI	24:59:15	2000	
Huffman, Dennis, 42	CA	22:49:56	1991	
Huffman, Dennis, 43	CA	27:21:40	1992	
Huffman, Dennis, 44	CA	25:31:56	1993	
Huffman, Dennis, 45	CA	22:29:28	1994	
Huffman, Victoria, 37	CA	30:17:43	1990	
Hughes, Ken, 51	CA	25:15:24	2010	8pt Buck, 2SR
Hume, Blakely, 22	CA	31:28:04	1996	
Hume, Blakely, 24	NV	29:30:27	1998	
Hume, Blakely, 21	CA	32:08:29	1995	
Humphrey, Ed,	CA	29:33:35	1987	

I-J

Idema, Ashley, 26	OR	23:29:05	2006	Ram
Ingalls, Jim,	CA	32:57:18	1995	
Ingalls, Jim, 47	IN	32:43:29	1992	W4, Eagle
Ingro, John, 55	CA	32:28:51	1989	
Ingro, John, 57	CA	30:42:07	1991	
Ingstrom, Heikki, 34	UT	22:21:03	1992	
Inouye, Gary, 50	CA	30:40:12	2003	
Irvin, Kristina, 40	CA	29:08:23	1998	
Irvin, Kristina, 46	CA	30:45:24	2004	
Irvin, Kristina, 50	CA	31:26:30	2008	
Isler, Randy, 41	NM	27:56:37	1998	
Israel, Sandy, 47	CA	30:58:35	1994	
Ives, Frank, 49	CA	27:47:29	1991	
Jacob, Mark, 47	CA	32:01:30	2006	
James, Tom, 51	CA	29:49:56	1995	
Jamison, Julian, 34	CA	29:19:03	2007	
Jankowski, Tony, 44	CA	32:34:31	1997	
Janzen, Tom, 54	CA	32:38:34	2006	
Jaques, Glen, 47	BC	29:38:25	1989	
Javier, Yanco, 35	CA	23:03:18	2012	
Jebian, Lee, 57	CA	31:39:39	1998	
Jensen, Chris, 43	CA	28:24:54	2007	
Jensen, Karl, 51	CAN	28:01:46	1999	LGR6
Jensen, Karl, 51	CAN	29:55:52	2000	
Jensen, Stan, 42	CA	30:24:31	1995	
Jensen, Stan, 46	CA	29:19:09	1999	W4, LGR6
Jess, Carl, 41	NM	28:33:21	2000	
Johns, Sherry Kae, 40	AZ	22:39:35	1995	Rhino
Johns, Sherry Kae, 42	NM	23:18:00	1997	Ram

Johnson, Gary, 38	CA	23:28:09	1991	
Johnson, Jeffrey, 24	UT	29:41:44	1994	
Johnson, Tamara, 43	CA	28:28:18	2008	Cougar
Johnston, Jennifer, 34	CA	23:28:43	1998	Ram
Johnston, Jennifer, 35	CA	23:51:57	1999	
Johnston, Jennifer, 36	MI	25:11:24	2000	Ram
Johnston, Jennifer, 37	CA	25:23:36	2001	Ram
Johnston, Jennifer, 40	CA	24:32:24	2004	Ram
Johnston, Sue, 40	VT	25:16:30	2006	Rhino, 2SR
Jones-Wilkins, Andy, 33	AZ	22:15:36	2000	
Jones-Wilkins, Andy, 36	CA	20:07:30	2003	Cougar
Jones-Wilkins, Andy, 36	CA	19:53:06	2004	Horse
Jones-Wilkins, Andy, 37	CA	19:43:18	2005	Cougar
Jones, David, 29	CA	29:15:33	1997	
Jones, David, 51	CA	31:49:17	1999	
Jones, Vanessa, 42	CA	32:33:24	2004	
Jones, Vanessa, 48	CA	26:35:36	2010	Cougar, 2SR
Joseph, Gene, 41	AZ	27:20:51	1993	
Joseph, Gene, 46	AZ	29:42:34	1998	
Josephs, Robert, 42	CA	31:47:16	1997	
Jurek, Scott, 24	SD	19:15:06	1998	
Jurek, Scott, 25	WA	19:51:19	1999	10Pt Buck

K

Kahler, Mark, 37	CA	30:17:26	1996	
Kajiwara, Eric, 48	CA	30:32:32	1995	
Kajiwara, Eric, 49	CA	28:31:13	1996	
Kajiwara, Eric, 51	CA	29:03:22	1998	
Kajiwara, Eric, 52	CA	32:16:31	1999	
Kajiwara, Eric, 54	CA	31:08:18	2001	
Kajiwara, Eric, 56	CA	32:08:36	2003	
Kajiwara, Eric, 57	CA	29:46:00	2004	
Kajiwara, Eric, 58	CA	31:09:00	2005	
Kajiwara, Eric, 61	CA	31:49:00	2008	
Kajiwara, Eric, 63	CA	32:51:24	2010	Elk
Kamm, Ulrich, 57	CA	32:55:00	2004	
Kankowski, Paul, 38	CA	32:27:18	2011	
Kaplan, Allan, 37	CA	32:41:48	1992	
Kaplan, Allan, 40	CA	30:33:27	1995	
Kaplan, Allan, 41	CA	32:21:18	1996	
Kaplan, Allan, 42	CA	31:52:12	1997	
Karnazes, Dean, 41	CA	21:21:18	2003	Horse
Karwasky, Robert, 31	CA	32:27:03	1986	
Kavanaugh, Matthew, 41	CA	32:00:15	1998	
Kee, Bill, 38	CA	23:24:12	1995	
Kee, Bill, 40	CA	23:12:24	1997	
Kee, Bill, 42	CA	24:34:17	1999	
Kee, Bill, 48	CA	27:05:36	2003	
Kee, Bill, 48	CA	26:11:30	2005	
Kelley, Rick, 46	AZ	27:22:45	1996	
Kelley, Rick, 47	AZ	29:11:00	1997	
Kelley, Rick, 48	AZ	32:22:56	1998	
Kelley, Rick, 49	AZ	28:45:54	1999	
Kelley, Rick, 50	AZ	30:31:23	2000	
Kelley, Rick, 51	AZ	31:53:35	2001	
Kellogg, Robert, 53	MN	32:07:09	1996	
Kelly, Larry, 37	CA	31:35:46	1997	
Keogh, Bobby, 57	NM	26:38:06	2001	
Kern, Lee, 36	MT	28:09:07	1993	
Kern, Leland, 39	MT	31:05:09	1996	
Kern, Leland, 41	MT	28:28:45	1998	
Kernasovskiy, Dmitriy, 29	CA	28:45:12	2012	
Khajavi, Jamshid, 51	WA	27:42:36	2004	LGR6, W4
Kiddoo, Phill, 29	CA	22:00:00	2004	

Kieffer, Dimitri, 33	WA	32:50:44	1999	
Kimball, Joey Ann, 22	CA	31:42:12	1999	
Kimura, Jonathan, 21	CA	27:25:30	2001	
Kiner, Mark "PineNut", 30	CA	25:41:12	2004	
King, Bob, 44	CA	32:10:59	1986	
Kirby, Stephen, 27	CA	32:27:18	2011	
Kisner, Joe, 46	CA	31:13:18	2012	
Kissell, Bill, 32	CA	20:10:52	1987	
Klaich, Nick, 46	NV	29:59:24	1991	W4
Klassen, Randy, 48	CA	32:15:24	2001	
Klein, Greg, 39	CA	28:57:05	1993	
Klein, Helen, 66	CA	31:24:02	1989	W4
Knutson, Thomas, 49	MN	27:47:43	1999	W4
Knutson, Thomas, 50	MN	27:33:00	2000	
Kobus, Karlheinz, 37	GR	32:28:18	2003	
Kocher, Wayne, 62	NV	32:14:27	1999	
Koerner, Hal, 28	CO	20:59:24	2004	
Koerner, Hal, 30	OR	18:37:29	2006	Ram
Koerner, Hal, 32	OR	18:29:18	2008	Ram
Kogutek, Michael, 49	CA	30:43:47	1998	
Kogutek, Michael, 57	CA	31:51:14	2006	
Kohler, Steve,	CA	29:29:12	1987	
Kohr, Aaron, 46	CA	31:21:06	2010	
Koors, Dennis, 35	CA	32:10:48	2007	
Koors, Dennis, 36	CA	30:18:06	2008	
Kovacevic, Andrew, 46	CA	30:07:12	2012	
Kozak, Jeff, 29	CA	30:52:45	2003	
Kozinc, Gabor, 41	CA	27:26:30	2004	
Kozinc, Gabor, 43	CA	30:37:28	2006	
Krivak-Tetley, Flora, 27	CA	31:49:24	1998	
Krojlic, Karyn, 33	CA	29:22:00	2002	
Kuerten, Thomas, 44	CA	32:33:18	2010	
Kulak, Joseph, 35	CO	22:16:12	2003	LGR6
Kumeda, Andy, 37	CA	32:19:24	2005	
Kumeda, Andy, 38	CA	30:19:22	2006	
Kumeda, Andy, 39	CA	30:04:47	2007	
Kumeda, Andy, 40	CA	30:17:30	2008	
Kumeda, Andy, 42	CA	28:14:12	2010	
Kumeda, Andy, 43	CA	26:33:30	2011	
Kumeda, Andy, 44	CA	26:22:06	2012	

L


L'Heureux, Prudence, 38	OR	22:13:06	2008	Ram
LaCava, Clem, 52	OR	27:48:14	2010	
LaDuc, David, 41	CA	22:26:12	2010	Rhino
Lakey, Jason, 28	CA	29:54:30	2003	
LaMora, Jeffery, 26	UT	28:17:57	1999	
Lamson, Bradley, 47	MT	29:31:18	2012	
Landa, Michael, 27	CA	32:35:28	2006	
Lang, Jeff, 42	CA	25:18:30	2010	
Langstaff, Anne, 36	CA	28:21:43	1997	Cougar
Lawrence, Richard, 32	CA	31:21:28	1994	
Lawrence, Richard, 33	CA	29:36:42	1995	
Lawrence, Richard, 35	CA	29:13:11	1997	
Layson, Carmela, 37	CA	32:11:32	2007	
Layson, Carmela, 38	CA	31:49:12	2008	
Layson, Carmela, 41	CA	32:42:30	2011	
Le Roux, Mike, 35	AUS	27:24:06	2011	
Lears, Claire, 29	AZ	32:45:24	2012	
Leatherwood, Todd, 32	TX	31:29:39	2000	
Lee, Bill, 40	CO	26:41:50	1998	
Lee, Eric, 26	CO	25:49:12	2008	
Lee, Kevin, 32	CA	23:41:40	1996	
Lee, Kevin, 36	CA	27:21:19	2000	



Mike Dimkich, 2001



Sharlene Cadwallader, 1999



Rob McNair, 2000

LeFebvre, Michael, 33	CA	27:31:36	1993	
Lehnberg, Dan, 52	CA	24:57:24	2012	Buffalo
Leigh, Todd, 44	CA	29:12:38	1986	
Leigh, Todd, 48	CA	28:54:07	1990	
Leigh, Todd, 49	CA	31:10:07	1991	
Leigh, Todd, 50	CA	29:51:25	1992	
Leigh, Todd, 58	CA	31:50:04	2000	
Lemus, Maria, 42	CA	27:03:17	2006	
Lemus, Maria, 46	CA	27:31:24	2010	
Lenderking, Hollis, 40	CA	23:46:46	1990	
Leonard, Loren, 61	CA	32:20:26	1990	
Leonard, Loren, 62	CA	32:07:09	1991	
Letterle, Ken, 29	SA	27:18:12	2012	
Lewis, Milo, 35	CA	32:28:08	1988	
Lewis, Milo, 39	CA	32:20:33	1991	
Liao, Elijah, 35	CA	31:50:14	2007	
Liao, Elijah, 36	CA	31:37:30	2008	
Liao, Ted, 46	CA	29:41:19	2007	
Liao, Ted, 47	CA	32:33:06	2008	
Liebeskind, John, 40	OR	30:54:12	2001	
Liebeskind, John, 46	OR	28:20:53	2007	
Lile, Jerry, 42	CA	29:49:06	2001	
Limb, Troy, 42	CA	29:41:18	2003	
Limb, Troy, 43	CA	25:18:18	2004	
Limb, Troy, 44	CA	26:00:00	2005	
Liner-Jigamian, Saralie, 35	CA	32:02:24	1987	
Liner-Jigamian, Saralie, 36	CA	30:28:26	1989	
Little, Jerry, 30	CO	27:24:50	1998	
Liu, Wilson, 52	CA	32:46:18	2010	
Livak, Joe, 51	NV	28:17:42	1992	
Longwell, Robert, 57	CA	31:23:46	1996	
Longwith, Jim, 52	CA	29:58:00	1998	
Lopez, Jesus, 39	CA	32:52:06	2010	
Lopez, Oswaldo, 36	CA	20:39:30	2008	Horse
Lossey, Bill, 34	OH	30:37:28	2006	
Lourme, Jerome, 50	CA	31:21:18	2011	
Lovell, Daniel, 34	CA	32:24:37	2000	
Lowy, Ron, 43	CA	28:54:25	1986	
Loyer, Robert, 51	CA	30:36:04	1989	
Lucero, Moises, 32	OR	30:49:18	2012	
Lujan, Edward, 51	CA	26:30:09	1989	
Lund, Kurt, 40	CA	32:45:00	1991	
Lundell, Don, 45	CA	31:00:47	2007	
Luptowicz, Josef, 46	CA	28:49:17	1990	
Luptowitz, Josef, 48	CA	29:30:30	1991	
Luschwitz, Brian, 38	ca	29:47:30	2005	
Luschwitz, Brian, 40	CA	30:13:22	2007	
Lutz, Kevin, 46	CA	31:21:36	2003	
Lygre, David, 47	WA	23:18:36	1989	
Lyne, Timothy, 26	CA	32:30:18	2008	
Lyons, Shannon, 54	CA	31:20:20	1998	Buffalo

M

Mack, Bill, 40	CA	31:45:41	1993	
MacKenzie, Brian, 32	CA	27:39:39	2007	
Mackey, Monte, 35	CA	25:08:54	1991	
Mackey, Monte, 41	CA	24:55:57	1997	
Mackey, Monte, 45	CA	23:03:18	2001	
Macleod, Ken, 41	CDN	28:07:41	1992	
MacNair, Howard,	CA	27:45:55	1987	
Madden, Kurt, 39	CA	21:35:53	1994	
Maddieson, Ian, 44	CA	23:30:05	1986	
Madsen, Dixie, 53	CA	30:28:00	1990	
Madsen, Dixie, 54	CA	29:44:20	1991	

Madsen, Dixie, 56	CA	30:56:28	1993	
Madsen, Dixie, 58	CA	32:34:21	1995	LGR6
Madsen, Dixie, 60	CA	29:18:01	1997	Rhino
Magill, Jim, 50	CA	31:07:03	1996	W4,LGR6
Magram, Tom, 38	CA	27:54:13	1986	
Magruder, Joe, 46	CA	28:46:43	1992	
Magruder, Joe, 48	CA	30:42:06	1994	
Magruder, Joe, 50	CA	31:24:48	1996	
Magruder, Joe, 55	CA	31:17:24	2001	
Maida, William, 37	CA	31:56:04	1988	
Mailloux, Jeff, 32	ID	27:04:04	1992	
Majd, Kam, 52	CA	31:23:18	2012	
Malinin, Mike, 33	CA	29:41:18	2001	
Malinin, Mike, 36	CA	25:22:06	2004	
Malinin, Mike, 38	CA	28:40:33	2006	
Mandelbaum, Wayne, 52	CA	31:19:24	2007	
Mann, Larry, 36	CA	32:24:38	2000	
Mann, Larry, 37	CA	32:17:06	2001	
Marcelli, Mark, 36	CA	23:13:18	1995	
Marcelli, Mark, 42	CA	22:29:18	2001	
Marcelli, Mark, 48	CA	23:20:03	2007	8pt Buck
March, Nancy, 47	CA	28:37:12	1994	
Marcus, Daniel, 39	IL	29:38:24	2005	
Marineo, Bertha, 52	CA	32:21:31	1998	W4
Mark, John, 40	CA	27:44:40	1992	
Marschall, Kenneth, 55	CA	32:20:12	2011	
Marshall, Evelyn, 35	CA	25:15:09	1993	Ram
Marshall, Evelyn, 36	CA	23:39:37	1994	Ram
Marshall, Evelyn, 37	CA	22:01:16	1995	Ram
Marshall, John, 52	CA	32:23:28	1989	
Marshall, John, 53	CA	30:17:20	1990	
Martin, Kyong, 49	CA	31:41:18	2004	
Martin, Lou, 39	CA	28:09:33	1991	
Martin, Michael, 41	CA	27:44:32	1989	
Martin, Roland, 39	NE	30:40:11	1988	W4
Martinez, Marisol, 37	CA	28:24:30	2010	
Martinez, Marisol, 39	CA	27:57:00	2012	
Maslanka, Bozena, 30	CA	28:51:56	1997	
Maslanka, Bozena, 31	CA	30:28:01	1998	
Maslanka, Bozena, 32	CA	31:17:12	1999	
Masters, Ed, 37	UT	25:04:41	1989	
Matella, Bill, 39	CA	31:47:52	1987	
Matella, Bill, 41	CA	32:41:47	1989	
Mather, Catherine, 42	CAN	28:25:00	2000	Rhino
Mathieson, Joanie, 45	CA	32:36:50	1991	
Matthias, Donald, 55	CA	31:45:05	1991	
Matthys, Ignace, 32	BEL	22:05:26	1991	
Matty, Ronald, 42	CA	30:26:24	2011	
Mauldin, Bruce, 46	CA	28:52:20	1994	
Mauldin, Tonya, 46	CA	28:22:54	1993	
Maynard, James, 37	CA	26:49:30	2005	
Maynard, Kathy,		31:53:03	1990	
Maynard, Kathy, 44	CA	32:08:30	1991	
Mazaud, Jean-Paul, 43	CA	26:13:02	1995	
McCarthy, Micheal, 42	OR	24:50:16	2006	
McCarthy, Willis, 33	CA	26:59:31	1988	
McCarthy, Willis, 35	CA	23:29:01	1990	
McCarthy, Willis, 42	CA	23:39:19	1997	
McComish, John, 50	CA	27:43:12	1987	
McComish, John, 51	CA	27:29:25	1988	
McCormick, Steve, 46	CA	27:55:55	1990	
McDonald, Michael, 54	CA	28:28:25	1998	
McDonald, Shawn, 29	CA	23:10:42	1995	
McDonald, Shawn, 32	CA	23:44:55	1998	

McDonald, Ted, 42	CA	32:12:20	2006	
McDonald, Ted, 43	CA	27:00:53	2007	
McDowell, Nate, 28	OR	23:35:29	2000	
McFadden, Linda, 41	TX	32:56:06	2003	
McGilvery, Wayne, 31	CA	22:44:26	1999	
McGrath, Maureen, 30	CA	32:53:18	1992	
McGrath, Maureen, 31	CA	28:45:18	1993	
McGrath, Maureen, 36	CA	28:11:31	1998	
McKee, Ken, 40	CA	27:34:30	2011	
McKeever, Doug, 46	WA	29:02:13	1993	
McKenzie, Scott, 39	CA	23:49:52	1994	
McKenzie, Scott, 40	CA	22:53:48	1995	
McKenzie, Scott, 41	CA	23:20:37	1996	
McKinley, Lee, 47	CA	25:36:19	2007	
McKinley, Lee, 47	CA	23:11:06	2008	
McKinney, Mark, 32	CA	30:40:22	2000	
McKinney, Mark, 40	CA	31:49:00	2008	
McMahon, Elaina, 35	CA	29:58:05	1992	
McMahon, Elaina, 36	CA	28:13:58	1993	
McMahon, Elaina, 37	CA	27:15:48	1994	
McMahon, Elaina, 38	CA	26:25:54	1995	
McMahon, Elaina, 39	CA	25:05:33	1996	Cougar
McMahon, Elaina, 41	CA	27:50:39	1998	Rhino
McMahon, Elaina, 51	CA	31:49:00	2008	
McNair, Rob, 43	CA	25:02:18	1997	
McNair, Rob, 44	CA	23:26:11	1998	
McNair, Rob, 45	CA	23:19:07	2000	
McNair, Rob, 52	CA	24:54:20	2006	
McNair, Rob, 54	CA	23:41:12	2008	
McRae, Sally, 33	CA	27:20:06	2012	
McRae, Steve, 41	CA	28:18:13	1992	
McRae, Steve, 43	CA	29:54:42	1994	
McRae, Steve, 47	CA	32:17:20	1998	
Medina, Guillermo, 25	CA	22:47:35	1999	
Medina, Guillermo, 26	CA	21:13:05	2000	10Pt Buck
Medina, Guillermo, 27	CA	22:09:30	2001	
Medina, Guillermo, 28	CA	20:45:12	2003	10Pt Buck
Medina, Guillermo, 29	CA	19:33:13	2005	Ram
Medina, Guillermo, 30	CA	19:30:36	2004	Cougar
Medina, Guillermo, 31	CA	21:05:15	2006	
Medina, Guillermo, 32	CA	22:50:40	2007	
Medina, Guillermo, 33	CA	22:08:18	2008	
Medina, Guillermo, 36	CA	22:11:24	2010	
Mejia, Vilma, 40	CA	31:30:05	1991	Eagle
Mejia, Vilma, 44	CA	31:59:50	1995	
Melendy, Byron, 47	CA	26:46:30	1990	
Melendy, Byron, 48	CA	31:53:04	1989	
Melendy, Byron, 53	CA	26:56:41	1994	
Melvin, Debra, 45	CA	30:32:27	1999	
Mendoza, Adalberto, 47	CA	24:30:01	1998	
Mendoza, Adalberto, 48	CA	21:55:35	2000	Rhino
Mendoza, Adalberto, 49	CA	21:41:18	2001	Elk
Mendoza, Adalberto, 51	CA	23:07:18	2003	Rhino
Mendoza, Adalberto, 54	CA	24:07:31	2006	
Mendoza, Adalberto, 54	CA	25:09:43	2007	Buffalo
Mendoza, Adalberto, 56	CA	24:08:18	2008	
Mendoza, Adalberto, 59	CA	27:12:24	2011	
Mendoza, Adalberto, 60	CA	31:00:30	2012	
Mercer, Charlie, 33	CA	32:10:30	2003	
Messman, David, 48	CA	28:12:30	2008	
Messman, David, 51	CA	27:36:06	2011	
Metz, John, 48	CA	30:37:30	1991	
Meyer, Bert, 44	CT	28:59:11	1989	
Meyer, Bert, 49	CT	32:29:53	1994	



Ana Braga-Levaggi, 2007



Ashley Nordell, 2007



Robert Andrusis, 2005

Meyer, Bert, 52	CT	31:30:59	1997	
Meyer, Jack, 43	CA	28:28:32	2006	
Meyer, Jack, 44	CA	28:22:45	2007	
Meyers, Jeremy, 39	CA	27:24:06	2010	
Michaud, Fernand, 53	NV	29:41:50	1996	
Michaud, Fernand, 54	NV	29:20:19	1997	
Michaud, Fernand, 56	NV	31:40:18	1999	
Michaud, Fernand, 57	NV	30:24:36	2000	
Mikesell, Jeff, 38	AZ	32:51:49	1999	
Miller, Albert, 35	OR	31:39:42	1989	
Miller, Barbara, 46	CA	31:21:55	1991	W4
Miller, Barbara, 49	CA	31:23:15	1993	
Miller, Dana, 42	UT	23:33:24	1993	
Miller, Gary, 60	CA	31:50:34	1997	
Miller, Jim, 44	CA	30:59:55	1990	
Miller, Rick, 44	CA	32:16:31	1999	
Miller, Sandee, 44	CO	31:05:00	1997	
Mills, Scott, 44	VA	23:33:07	1995	
Mills, Scott, 48	VA	22:40:59	1999	Rhino
Mills, Scott, 57	CA	22:49:06	2008	8pt Buck
Minter, Greg, 38	CA	32:31:39	1999	
Mitchell, Winston, 48	CA	30:14:46	1997	
Modzelewski, Michael, 36	CA	23:47:20	1989	
Modzelewski, Scott, 27	AZ	23:47:20	1989	
Molman, akabill, 57	HI	29:07:18	2001	
Molmen, akabill, 54	HI	26:04:42	1998	
Molmen, akabill, 55	HI	27:53:17	1999	
Molmen, akabill, 56	HI	26:14:24	2000	
Moore, Arthur, 57	OH	27:46:17	1994	
Moore, Matthew, 43	CA	30:19:30	1999	
Moore, Russell, 49	CA	26:33:13	1988	
Moore, Tracy, 47	CA	24:29:30	2008	
Moran, Mark, 44	OR	23:47:12	2011	
Morita, Ryochi, 47	CA	28:59:21	1990	
Mork, Joanie, 38	CA	27:44:40	1992	
Morrison, Walter, 52	CA	25:16:54	1990	
Moses, Bob, 40	CA	31:06:00	1986	
Moses, Bob, 45	CA	31:07:50	1991	
Muchow, Lee, 46	CA	28:50:18	1986	
Muldoon, Warren, 53	CA	31:26:06	2010	
Murase, Yosuke, 38	JPN	30:31:18	2010	
Murase, Yosuke, 40	MD	26:20:24	2012	
Murdach, Charlie, 34	CA	31:48:30	2003	
Murphy, Bonnelle, 49	CA	32:34:51	1997	
Murphy, Michael, 36	CA	29:25:36	2010	
Murphy, Michael, 36	CA	31:02:30	2011	
Murphy, Thomas, 24	CA	32:22:06	1994	
Murray, Jack, 42	CA	29:13:18	2003	
Murray, Jack, 43	CA	28:14:18	2004	
Murray, Jack, 46	CA	28:05:34	2007	
Musselman, Jim, 39	GA	26:46:29	1999	LGR6
Myers, Brian, 34	CA	27:13:00	2010	
N				
Nangle, Amy Beth, 42	OR	32:55:30	2012	
Nava Lopez, Osbaldo, 34	MEX	21:14:28	2006	
Nava Lopez, Osbaldo, 35	CA	20:51:16	2007	
Newsome, Claudia, 40	CA	31:54:25	1990	
Ngo, Dong, 51	FL	32:42:43	1989	
Ngo, Dong, 52	FL	32:55:41	1990	
Nielsen, Tom, 35	CA	23:39:37	1994	
Nielsen, Tom, 37	CA	20:22:22	1996	Cougar
Nielsen, Tom, 38	CA	20:09:22	1997	Cougar
Nielsen, Tom, 39	CA	19:26:08	1998	Cougar

Nielsen, Tom, 40	CA	19:07:50	1999	Ram
Nielsen, Tom, 41	CA	19:09:04	2000	Ram
Nielsen, Tom, 46	CA	20:26:18	2005	Horse
Nielsen, Tom, 47	CA	20:23:07	2006	Cougar
Nielsen, Tom, 51	CA	22:42:30	2011	Horse
Norcia, Christopher, 43	CO	25:56:12	2011	
Nordell, Ashley, 27	CA	22:14:19	2007	
Nordell, Ashley, 28	CA	22:55:30	2008	
Norman, Jay, 59	TX	29:46:32	1997	
Norton, Bob, 53	CA	32:16:11	1991	
Nosco, Jack, 29	CA	27:13:04	1991	
Nosco, Jack, 30	CA	26:25:04	1992	
Nosco, Jack, 33	CA	26:33:51	1995	
Nosco, Jack, 35	CA	32:11:09	1987	
Nosco, Jack, 38	CA	28:23:46	1990	
Nosco, Jack, 38	CA	27:14:06	2000	
Novak, Ben, 32	CA	31:26:40	2007	
Nowak, Jerry, 50	OR	26:41:24	2012	
Nozaki, Alan, 35	HI	31:39:54	1990	
Nyce, Thomas, 41	AZ	31:03:39	2000	
O				
O'Brien, Jim, 34	CA	19:51:47	1987	
O'Brien, Jim, 36	CA	17:35:48	1989	G/S Buckle
O'Brien, Sean, 43	CA	30:19:02	2006	
O'Brien, Sean, 45	CA	27:07:24	2008	
O'Grady, Janice, 47	CA	31:23:28	1996	
O'Grady, Kevin, 31	OH	30:52:50	1990	
O'Hear, Carol, 31	WA	27:59:20	2006	
O'Neal, Thomas, 41	CA	32:27:45	1986	
O'Neal, Thomas, 42	CA	30:02:08	1987	
Odre, Jacqueline, 30	HI	30:35:35	1998	
Odre, Jacqueline, 31	HI	27:53:17	1999	
Ogata, Tetsuro, 29	JPN	30:57:12	2011	
Ohara, Garrett, 39	CA	30:34:12	2005	
Olney, Dave, 46	CA	28:34:57	1988	
Olney, Dave, 48	CA	28:59:06	1990	
Olson, Mark, 48	CA	30:10:10	1995	
Olson, Mark, 50	CA	29:56:01	1997	
Olson, Mark, 61	CA	31:11:12	2008	
Ornelas, Ricardo, 33	CA	30:48:10	2006	
Ornelas, Ricardo, 34	CA	30:28:09	2007	
Ornelas, Ricardo, 35	CA	28:26:04	2008	
Ornelas, Ricardo, 37	CA	28:50:00	2010	
Orr, Jim,	CA	27:50:41	1987	
Ortiz, Jaime, 47	CA	28:26:06	2008	
Ortiz, Jaime, 49	CA	27:15:36	2010	
Ortiz, Jaime, 51	CA	28:25:30	2012	
Ostrom, Tony, 45	CA	26:07:56	2000	
Overstreet, David, 46	CA	26:27:11	2006	
P				
Pacheco, Jorge, 32	CA	24:39:39	2000	
Pacheco, Jorge, 33	CA	19:05:06	2001	Ram
Pacheco, Jorge, 34	CA	18:52:24	2003	Ram
Pacheco, Jorge, 36	CA	19:10:28	2004	Ram
Pacheco, Jorge, 37	CA	30:45:24	2005	
Pacheco, Jorge, 42	CA	19:20:30	2010	Ram
Pacheco, Jorge, 43	CA	21:12:06	2012	Cougar
Paciello, Louis, 34	AZ	23:51:19	2000	
Palmer, Judy, 32	CA	30:28:26	1989	
Palmer, Mike, 42	CA	32:41:30	1995	
Palmer, Mike, 43	CA	28:46:39	1996	
Palmer, Mike, 44	CA	30:02:11	1997	
Palmer, Mike, 45	CA	30:27:09	1998	

Palmer, Mike, 45	CA	31:43:05	1999	
Palmer, Mike, 47	CA	31:20:39	2000	
Palmer, Mike, 48	CA	31:30:24	2001	
Palmer, Mike, 49	CA	31:31:12	2003	
Palmer, Mike, 53	CA	32:16:01	2006	
Palmer, Mike, 54	CA	30:46:58	2007	
Palmer, Mike, 54	CA	32:04:30	2008	
Palmer, Mike, 57	CA	32:09:00	2010	
Palmer, Peter, 44	CT	25:14:18	1997	
Palocsay, Matt, 22	CA	31:54:34	1999	
Palocsay, Matt, 23	CA	28:30:19	2000	
Pals, Lou, 50	CDN	22:18:21	1992	
Pardue, Nettie, 36	CA	28:28:30	2012	
Park, Charles, 49	CA	28:55:18	2003	
Park, David, 38	CA	21:54:33	1994	
Park, David, 39	CA	22:24:51	1995	
Parker, Ashley, 27	CA	31:58:24	2012	W4, LGR6
Parker, Jeff, 32	NV	28:49:33	1991	
Parker, Scott, 36	AZ	31:39:22	2000	
Parker, Scott, 37	AL	31:14:06	2001	
Parker, Scott, 39	AL	29:00:06	2003	
Parsons, Chip, 38	CA	21:13:05	1992	
Patt, Steven, 55	CA	29:54:24	2004	
Peacock, John, 51	NV	27:26:00	1989	
Peacock, John, 55	NV	28:26:42	1993	
Pearch, John, 30	WA	23:10:30	2003	
Pecsar, Jeff, 38	CA	23:55:15	1988	
Pedroia, Vince, 48	CA	26:33:41	1994	
Pedroia, Vince, 49	CA	27:22:40	1995	
Pedroia, Vince, 50	CA	29:31:10	1996	
Pedroia, Vince, 51	CA	25:14:36	1997	
Pedroia, Vince, 52	CA	24:37:32	1998	
Pedroia, Vince, 52	CA	24:34:09	1999	Buffalo
Pedroia, Vince, 54	CA	24:52:59	2000	
Pedroia, Vince, 55	CA	27:16:06	2001	
Pellon, Jim, 37	CA	19:44:44	1987	
Penland, Peter, 43	CA	30:28:50	1999	
Penna, Phil, 42	CA	23:21:26	1990	
Penny, David, 32	CA	32:05:04	1995	
Pentasuglio, Mary Lou, 41	CA	32:26:52	1995	
Pepin, James, 37	CA	28:55:44	1986	
Peralez, Michael, 34	CA	29:56:01	1997	
Perez, Angel, 32	CA	22:48:18	2003	
Perez, Angel, 34	CA	22:38:24	2005	
Perez, Angel, 35	CA	23:11:16	2006	
Perez, Angel, 36	CA	22:42:18	2007	
Perrodin, Jack, 59	CA	28:41:08	1988	
Perrodin, Jack, 61	CA	29:50:39	1990	
Perry, Lyman, 33	HI	27:48:27	2000	
Peters, Patrick, 51	CA	31:25:33	1996	
Petrisko, Kevin, 41	CA	29:41:12	2011	
Petschar, Perry, 39	CA	27:40:04	1993	
Petschar, Perry, 40	CA	29:10:42	1994	
Petschar, Perry, 41	CA	25:00:55	1995	
Pettigrew, Jeff, 32	CA	29:05:18	1995	
Pettigrew, Jeff, 35	CA	30:09:56	1998	
Pettigrew, Jeff, 42	CA	28:20:24	1996	
Peyton, Lou, 45	AR	31:15:36	1989	W4
Pfeil, Terri, 46	CO	31:44:36	2012	
Pflueger, Jeff, 41	CA	23:33:30	2011	Rhino
Phillips, Bud, 48	CA	30:24:19	1995	
Phillips, Bud, 49	CO	29:28:16	1996	
Pierce, Philip, 53	MA	31:28:50	1994	
Pike, Robert,	CA	28:05:47	1987	



Stacey Bunton, 2007



Joe Magruder, 2001



Brian Mackenzie, 2007

Pirkel, Greg, 32	HI	24:59:14	2000	
Pirkel, Greg, 33	HI	28:29:07	2001	
Pirogowicz, David, 44	CA	27:45:46	1996	
Pitts, Frank, 57	CA	31:32:00	1988	
Pitts, Frank, 59	CA	31:45:56	1990	
Pitts, Frank, 60	CA	31:12:30	1991	
Pitts, Frank, 61	CA	30:32:35	1992	
Pitts, Frank, 62	CA	30:16:54	1993	
Pitts, Frank, 63	CA	32:07:00	1994	
Pitts, Frank, 66	CA	31:54:16	1997	
Pitts, Frank, 68	CA	31:54:29	1999	
Poepfel, Brian, 44	MN	32:45:49	1999	
Pollard, Fred, 65	CA	32:32:06	2004	
Polley, Brian, 35	CA	23:32:08	2006	
Polley, Brian, 36	CA	20:45:17	2007	Horse
Polley, Brian, 39	CA	21:23:24	2010	Cougar
Portelance, Rolly, 47	CA	22:49:06	1990	
Pospichal, Joe, 37	CA	32:45:27	2000	
Potter, Tim, 46	MN	30:35:05	2000	
Poupard, Thierry, 45	FRA	31:18:06	1999	
Powers, Karen, 45	WY	31:38:48	1995	
Prado, Robert, 34	CA	24:01:16	1988	
Preeper, Earl, 39	CAN	30:52:44	1996	
Price, Chris, 31	CA	19:46:06	2012	Ram
Price, John, 47	OR	29:21:12	2005	
Price, John, 49	OR	26:55:20	2007	
Priedkalns, Eric, 35	CA	28:15:16	2006	
Priedkalns, Eric, 36	CA	28:21:39	2007	
Priedkalns, Eric, 37	CA	26:59:18	2008	
Priedkalns, Eric, 39	CA	30:02:30	2010	
Priedkalns, Eric, 40	CA	27:48:06	2011	
Provost, Richard,	CA	21:52:11	1986	
Pruitt, R. C., 38	CA	31:23:31	1990	
Pruitt, R.C. 43	CA	30:24:43	1994	
Puerto, Mauricio, 38	CA	31:26:12	2011	
Purdy, Bruce, 36	MI	31:28:12	1993	
Purtle, Sandy, 57	CA	30:43:06	2012	
Put, Hans, 37	NY	21:06:08	1998	Horse
Put, Hans, 39	NY	20:18:13	2000	Arab Stallion
QR				
Quesada, Tony, 41	CA	32:00:24	2011	
Quesada, Tony, 42	CA	29:18:06	2012	
Quinn, John, 35	CA	29:37:01	1996	
Radich, John, 32	CA	29:44:12	1986	
Radich, John, 35	CA	28:39:31	1988	
Radich, John, 41	CA	29:55:58	1996	
Radich, John, 49	CA	31:50:00	2003	
Radich, John, 52	CA	31:52:00	2006	
Radich, John, 53	CA	30:03:51	2007	
Ralls, Jai, 33	OR	23:15:24	2008	
Ralvey, Paul, 37	VA	26:42:33	2004	
Ramaekers, Larry, 53	CA	30:12:18	2005	
Rambach, Whit, 31	CA	28:06:34	1998	
Rambach, Whit, 36	CA	23:52:00	2003	
Ramires, Martin, 34	AZ	24:28:27	1996	
Ramirez, Rico, 49	CA	30:12:21	1993	
Ramsey, William, 42	CA	29:01:56	1995	
Ramsey, William, 43	CA	25:26:11	1996	
Ramsey, William, 44	CA	22:57:14	1997	
Ramsey, William, 45	CA	28:34:43	1998	
Ramsey, William, 47	CA	27:32:59	2000	
Ramsey, William, 48	CA	26:46:29	1999	
Ramsey, William, 48	CA	28:04:18	2001	

Ramsey, William, 50	CA	28:08:30	2003	
Ramsey, William, 51	CA	29:30:30	2004	
Ramsey, William, 52	CA	30:35:00	2005	Eagle
Rapp, James, 38	NV	28:57:34	1995	
Ray, Adam, 40	CA	27:18:08	2006	
Redmond, Don, 22	CA	23:14:11	1990	
Reed, Pamela, 34	AZ	26:49:48	1995	
Reichert, Gerald, 41	ND	31:56:27	1995	
Reinstein, Devy, 34	CA	23:51:25	1990	
Remington, Dave, 54	CA	30:45:06	1995	
Resh, Jack, 55	CA	27:54:37	1986	
Reynolds, Marc, 42	CA	27:43:55	1990	
Rhodes, John, 55	NV	32:35:06	2003	
Rhodes, Randy, 44	CO	27:30:50	1994	
Rhodes, Terry, 47	NV	32:35:06	2003	
Rich, Cheri, 49	CA	32:44:18	2011	
Rich, Larry, 50	CA	31:54:18	2011	
Rich, Larry, 51	CA	31:50:12	2012	
Richards-Dinger, Keith, 21	CA	30:16:12	2003	
Richards-Dinger, Keith, 36	CA	27:51:30	2004	
Richardson, Norman, 50	MA	32:19:24	2005	
Ridgeway, Diane, 47	CO	26:40:35	1996	Rhino
Rierner, Frederick, 45	UT	31:32:30	1992	W4
Riley, Jeff, 37	OR	21:08:33	2006	
Riley, Thomas, 45	OR	31:10:24	2008	
Ringstad, Curt, 41	OR	25:42:36	1993	
Risse, Joan, 46	CA	31:27:20	1995	
Risse, Joan, 47	CA	30:59:09	1996	
Ritchie, Gary, 54	CA	29:25:10	1994	
Ritchie, Gary, 58	CA	26:08:18	1998	
Robak, Robert, 39	CA	28:02:12	1991	
Robak, Robert, 45	CA	27:41:17	1997	
Robak, Robert, 47	CA	29:06:59	1999	
Robbins, Brick, 32	CA	30:52:39	1991	JMT
Robbins, Jeffrey, 45	CA	27:05:32	1997	
Robbins, Jeffrey, 46	CA	26:34:57	1998	
Robelo, Eduardo, 45	CA	30:35:06	2008	
Roberts, Seth, 44	MA	28:10:20	1996	
Robinson, Chris, 50	CA	31:49:18	2011	
Robinson, Dave, 34	CA	26:16:19	1996	
Robinson, Eric, 28	CA	28:12:36	1996	
Robinson, Eric, 29	CA	29:57:04	1997	
Robinson, John, 34	OR	23:34:46	2000	
Robison, Wendell, 36	WY	27:15:07	1988	LGR5
Robison, Wendell, 37	WY	23:30:34	1989	
Robison, Wendell, 38	WY	23:54:00	1990	
Robison, Wendell, 39	WY	28:51:24	1991	LGR5
Robison, Wendell, 40	WY	29:22:00	1992	
Robison, Wendell, 41	WY	30:23:50	1993	
Robison, Wendell, 42	WY	28:37:12	1994	
Robison, Wendell, 43	WY	28:05:02	1995	
Robison, Wendell, 44	WY	29:39:27	1996	
Robison, Wendell, 45	WY	32:42:55	1997	
Roehr, Bill, 49	CA	31:40:34	1994	
Romero, Ruperto, 42	CA	22:00:23	2006	Rhino
Romero, Ruperto, 42	CA	21:35:26	2007	Rhino
Romero, Ruperto, 45	CA	22:30:06	2008	Rhino
Romero, Ruperto, 46	CA	21:25:12	2010	Horse
Romero, Ruperto, 47	CA	21:37:30	2011	Cougar
Romero, Ruperto, 48	CA	21:12:18	2012	Rhino
Rork, Paul, 45	CA	28:40:54	1992	
Rosenstein, Phil, 37	WI	32:41:53	2007	
Ross-Wilde, Ronni, 36	CA	29:23:58	1996	
Rossman, Mitchell,	MN	31:35:41	1999	

Rouse, Mike, 45	CA	30:37:00	1998	
Rowe, Tom, 44	MT	30:55:17	1992	
Royalty, Phil, 21	CA	29:40:42	1990	
Royalty, Phil, 23	CA	29:31:36	1992	
Royalty, Phil, 27	NV	28:35:19	1996	
Royalty, Phil, 31	NV	30:53:22	2000	
Rozic, Scott, 27	CA	30:27:22	2000	
Ruiz, George, 51	NV	30:40:18	2008	
Rus, Dan, 45	CA	31:27:24	2012	
Rush, Diana, 47	CA	32:38:06	2007	
Rustvold, Leif, 31	OR	31:01:24	2006	
Rustvold, Leif, 32	OR	26:38:46	2007	
Rustvold, Leif, 33	OR	27:30:30	2008	
Rustvold, Leif, 35	OR	30:51:24	2010	
Rutherford, IV, John, 31	VA	27:46:24	2010	
Ruttenberg, Gary, 39	CA	29:33:35	1987	
Rutzen, Hartmut, 59	GER	30:06:45	2000	
Ruvalcaba, David, 52	CA	27:36:20	2006	
Ruvalcaba, David, 54	CA	25:16:24	2008	
Ryne, Mark, 50	CA	32:52:18	2004	
Ryne, Mark, 52	CA	32:16:22	2006	
S				
Sager, Marc, 39	CA	30:33:00	1992	
Sager, Marc, 41	CA	29:44:04	1994	
Sager, Marc, 43	CA	29:37:35	1996	
Saine, David, 47	CA	30:44:20	1996	
Saine, David, 48	CA	31:50:34	1997	
Sakurai, Hiroe, 33	JPN	30:56:06	1998	Ram's Head
Sakurai, Hiroe, 35	JPN	28:10:37	2000	
Sakurai, Kaname, 34	JPN	23:41:16	1998	Rams Hd
Sakurai, Kaname, 35	JPN	20:15:27	2000	Cougar
Salinger, Andrew, 36	CA	29:41:06	2004	
Salinger, Andy, 43	CA	27:56:06	2011	
Salmonson, PJ, 43	HI	32:03:53	1990	
Samuelson, Mark, 39	CA	27:18:05	1992	
Sanchez, Juan, 38	CA	23:45:23	2007	
Sanchez, Juan, 39	CA	23:16:06	2008	
Sanchez, Ray, 41	CA	23:07:24	2008	
Sanger, Sandra, 37	CA	32:11:35	2007	
Savage, Mike, 52	CA	30:57:06	2011	
Sawchuk, Kevin, 32	VA	20:23:14	1997	
Sawchuk, Kevin, 34	CA	22:23:53	1999	
Sayers, Kevin, 41	MD	29:55:53	2000	
Schick, Karl, 32	CA	30:16:46	1989	
Schipsi, Robert, 46	CA	28:51:55	2007	
Schlereth, Joe, 39	CA	21:31:58	1989	
Schlereth, Joe, 40	CA	22:46:19	1990	
Schlereth, Joe, 41	CA	21:37:27	1991	W4
Schlereth, Joe, 42	CA	20:59:18	1992	
Schlereth, Joe, 43	CA	20:04:11	1993	
Schlereth, Joe, 44	CA	19:50:47	1994	Rhino
Schlereth, Joe, 45	CA	20:17:25	1995	
Schlereth, Joe, 46	CA	20:46:34	1996	Rhino
Schlett, Stefan, 38	GER	32:08:14	2000	
Schmidt, Lee, 52	CA	32:19:43	1991	
Schmidt, Lee, 53	CA	29:55:08	1992	
Schmidt, Lee, 54	CA	32:33:54	1993	
Schmidt, Lee, 55	CA	29:09:30	1994	
Schmidt, Matthew, 38	CA	26:36:12	2012	LGR6
Schmidt, Paul, 38	CA	29:57:35	1990	
Schmidt, Paul, 39	CA	29:35:25	1991	
Schmidt, Paul, 41	CA	28:09:08	1993	
Schmidt, Paul, 42	CA	32:28:00	1994	



Norman Richardson, 2005



Rafael Arcero, 2003



Stephanie Ehret, 2006

Schoeck, Matthias, 30	CA	30:58:10	2000		
Scholl, Milt, 30	OR	27:20:51	1987		
Scholl, Milt, 32	OR	28:08:05	1989		
Scholl, Milton, 40	OR	28:13:04	1997		
Scholz, Monica, 33	CAN	27:39:06	2000	Cougar	
Scholz, Monica, 34	CAN	27:43:24	2001		
Scholz, Monica, 43	CAN	29:53:30	2010		
Schuler, Richard, 36	NJ	30:34:16	1996		
Scislowicz, Caz, 51	CA	24:12:07	2000		
Scott, Chris, 47	CA	28:20:24	1996		
Secrest, Charmella, 53	CA	32:40:06	2008		
Seminoff, Tim, 38	UT	22:12:07	1996		
Sena, Leroy, 43	CA	32:34:16	1997		
Senely, Richard, 46	HI	29:49:16	1990		
Sercel, Pete, 25	CA	28:34:55	1991		
Serrano, Hoberto, 40	CA	26:31:07	2006		
Shaka, A. J., 40	CA	32:27:49	1998		
Shaka, Barry, 36	CA	32:27:49	1998		
Shartel, Angela, 38	CA	24:05:36	2012	2SR	
Shattuck, Phil, 44	CA	32:06:02	1988		
Sheedy, Tim, 51	CA	31:04:08	2000		
Sheedy, Tim, 54	CA	32:30:06	2003		
Sheehy, Joe, 52	CA	32:26:11	2000		
Sherman, Elena, 45	CA	31:33:50	1998		
Sherman, Stu, 49	CA	23:29:18	2004	Rhino	
Shufflebarger, Fred, 43	CA	21:24:01	1991		
Shufflebarger, Fred, 44	CA	19:22:16	1992	G/S Buckle	
Shufflebarger, Fred, 45	CA	19:41:44	1993	Ram	
Shura, Nancy, 51	CA	32:26:30	2001	Buffalo	
Siltman, Michael, 37	IL	32:57:34	2006		
Simmons, Stephen, 21	WV	31:24:55	1997		
Simmons, Stephen, 22	WV	30:48:39	1998		
Simonson, Larry		31:49:31	1990		
Sims, Natalie, 37	TN	28:31:24	2011		
Singleton, Alan, 46	CA	31:17:30	2011		
Sisler, Grant, 30	CA	25:37:11	2007	2SR	
Slater, Jack, 39	CA	21:59:25	1986		
Slater, Jack, 40	CA	23:54:25	1987		
Slater, Jack, 41	CA	21:40:05	1988		
Slater, Jack, 42	CA	21:20:17	1989		
Slater, Jack, 43	CA	21:45:14	1990		
Slater, Jack, 44	CA	23:51:26	1991		
Slater, Jack, 45	CA	23:53:18	1992		
Slater, Jack, 46	CA	26:47:30	1993		
Slater, Jack, 47	CA	26:55:46	1994		
Slater, Jack, 48	CA	31:44:58	1995	Eagle	
Sloan, Tom, 40	CA	24:58:26	1988		
Sloan, Tom, 41	CA	23:21:08	1989		
Smith, Margaret, 34	MT	32:25:50	1989		
Snipes, David, 43	VA	30:30:00	2011		
Snow, Sabin, 48	AZ	29:31:34	1990		
Soares, Justin, 21	OR	27:47:29	2000		
Solis, Raymond, 38	CA	32:14:33	1994		
Solis, Raymond, 41	CA	31:51:07	1997		
Solish, Al, 36	CA	27:33:22	1986		
Soltész, Michael, 41	CA	28:48:40	1997		
Solverson, Kelly, 35	CA	27:38:36	2005		
Sorensen, Lorraine, 53	CA	31:39:24	2003	Buffalo	
Sorensen, Stuart, 56	CA	32:30:30	2001		
Spaeth, Laura, 28	CA	29:47:24	1990		
Spaulding, David, 36	HI	31:05:40	1990		
Spector, Josh, 37	CA	23:14:06	2010		
Speers, Brent, 45	CA	31:25:06	2003		
Speers, Brent, 47	CA	31:35:06	2005		
Speers, Brent, 50	CA	29:05:12	2008		
Speers, Brent, 51	CA	28:10:24	2010		
Speers, Brent, 53	CA	30:26:24	2011		
Spelt, Sarah, 41	CA	31:50:33	2000		
Spelt, Sarah, 45	CA	31:44:30	2004		
Spencer, Caroline, 38	WI	32:04:15	2000		
Spencer, Douglas, 36	CA	29:43:52	1994		
Spencer, Douglas, 37	CA	31:28:04	1995	W4,LGR6	
Spencer, Douglas, 38	CA	22:08:53	1996		
Spencer, Douglas, 39	CA	21:17:53	1997		
Spencer, Douglas, 41	CA	22:25:25	1999	Horse	
Spencer, Douglas, 48	CA	28:38:28	2006		
Spykerman, John, 30	CA	30:17:41	1995		
Spykerman, John, 32	CA	30:52:13	1997		
Spykerman, John, 35	CA	30:40:37	2000		
Spykerman, John, 36	CA	31:05:24	2001		
Squires, John	CA	32:38:44	1987		
Stafford, Frederick, 39	WA	30:44:20	1996		
Stauda, John-Mark, 26	AZ	21:56:18	1991		
Stein, Jeff, 40	CA	28:03:00	2006		
Stenzel, William, 26	CA	25:37:31	2000		
Stephens, Mike, 41	CA	31:31:23	1999		
Stephens, Mike, 43	CA	31:47:24	2001		
Stephens, Mike, 45	CA	30:07:24	2003		
Stephens, Mike, 45	CA	31:45:12	2005		
Stephens, Mike, 48	CA	32:36:22	2006		
Stephens, Mike, 50	CA	30:23:18	2008		
Stephens, Mike, 52	CA	30:57:06	2010		
Stephens, Mike, 53	CA	31:43:18	2011		
Stephens, Mike, 54	CA	31:13:18	2012	Elk	
Stephens, Mike, 59	CA	29:38:10	2007		
Stephenson, Chris, 40	CA	26:46:30	2005		
Stermolle, Toni, 39	CA	27:58:11	1991		
Stern, Howie, 31	CA	29:46:24	2001		
Stern, Howie, 33	CA	29:43:12	2003		
Stern, Howie, 36	CA	30:52:33	2006		
Stern, Howie, 37	CA	31:20:24	2007		
Stern, Howie, 38	CA	31:10:06	2008		
Stern, Howie, 41	CA	31:30:24	2011		
Stevenson, Jeff, 48	CA	27:40:21	1994		
Stevenson, Jeff, 49	CA	31:04:48	1995		
Stevenson, Jeff, 50	CA	29:35:45	1996		
Stevenson, Jeff, 51	CA	31:36:01	1997		
Stevenson, Jeff, 59	CA	31:09:24	2005		
Stewart, Patrick, 35	CA	25:31:03	1997		
Stofko, Paul, 24	AZ	31:16:16	2000		
Stolen, Ernest, 58	AK	31:29:08	2007		
Strom, John, 45	NY	32:02:13	1987		
Strom, John, 49	NY	31:36:55	1989		
Su, Jeffery, 41	CA	32:37:18	2004		
Su, Jeffery, 43	CA	32:45:26	2006		
Sublett, Bill, 43	VA	31:31:24	2000		
Sullivan, Scott, 39	CA	32:06:10	1998		
Sullivan, Scott, 40	CA	31:13:32	1999		
Sullivan, Scott, 41	CA	31:26:49	2000		
Sullivan, Scott, 42	CA	29:14:12	2001		
Sullivan, Scott, 44	CA	31:22:24	2003		
Sullivan, Scott, 45	CA	32:14:24	2004		
Sullivan, Scott, 46	CA	31:07:36	2005		
Sullivan, Scott, 47	CA	30:47:33	2006		
Sullivan, Scott, 48	CA	30:04:47	2007		
Sullivan, Scott, 49	CA	31:17:06	2008	Eagle	
Sundermeier, Ronda, 34	OR	31:59:36	2001		
Sundermeier, Ronda, 37	OR	26:06:12	2004	Cougar	
Surdyk, John,	IL	29:10:51	1987		
Sustar, Philip, 40	GA	30:49:30	2012		
Suter, Michael, 48	CA	29:11:44	1995		
Suter, Michael, 50	CA	27:59:22	1997		
Sutton, Dale, 46	CA	26:27:55	1986		
Sutton, Dale, 47	CA	24:44:30	1987		
Sutton, Dale, 56	CA	29:05:24	1995		
Swan, Jeff, 30	CA	31:53:21	2007		
Swanson, Grant, 56	CA	31:45:06	2008		
Swatt, Martha, 33	WY	25:06:00	1995		
Swiatkowski, Keith, 39	CA	30:07:24	2011		
Sybrowsky, Brandon, 22	UT	25:44:42	1993		
Szarfinski, Joan, 53	CA	30:04:00	1992		
Szekeresh, Bob, 46	CA	31:14:14	1993		
Szekeresh, Bob, 50	CA	31:30:19	1997		
T					
Takahashi, Kaoru, 32	NY	29:13:13	1999		
Tanaka, Mark, 43	CA	23:54:24	2010		
Tanaka, Mark, 45	CA	30:44:24	2012		
Tanimoto, Herb, 45	CA	29:59:34	1994		
Tannehill, Kenneth, 45	CA	31:20:30	2006		
Tanzer, Herb, 38	CA	23:51:02	1990		
Tavernini, Robert, 33	TX	30:49:39	2000	W4,LGR6	
Taylor, Dana, 33	CA	22:29:28	1994		
Taylor, Doug, 47	NJ	29:31:34	1990		
Taylor, John, 50	MN	32:10:06	2012		
Teal, Brent, 33	CA	23:34:08	2007		
Teal, Brent, 34	CA	23:23:06	2008		
Teal, Steve, 38	CA	30:52:36	2003		
Teichert, Jurgen, 32	GER	29:11:18	2000		
Tennison, Joseph, 25	CA	28:48:10	2006		
Tennison, Joseph, 26	CA	29:19:17	2007		
Thibeault, Gene, 49	CA	24:32:14	1995		
Thibeault, Suzi, 42	CA	31:12:28	1989	W4	
Thomas, Michael, 33	CO	29:28:54	1995		
Thomas, Michael, 35	CO	29:21:40	1997		
Thomas, Robert, 37	CA	29:10:35	1993		
Thomas, Tracy, 38	CA	32:04:45	1999		
Thomas, Tracy, 39	CA	29:21:57	2000		
Thompson, Jeff, 38	CA	28:38:08	1989		
Thompson, Jeff, 39	CA	23:29:54	1990		
Thornley, Chris, 37	AZ	29:32:13	2007		
Thornley, Chris, 38	AZ	31:45:12	2008		
Thornley, Craig, 39	OR	22:31:18	2003		
Thornley, Craig, 42	OR	23:11:28	2006		
Tidmore, Paul, 42	TX	29:49:00	2011		
Tighe, Jarett, 44	VA	27:56:12	2011		
Timmermans, Lambert, 41	CA	30:38:06	2008		
Tincher, Jeffrey, 37	IN	31:28:13	1993		
Tinker, Nancy, 35	CA	27:09:17	1989		
Tinker, Nancy, 40	CA	25:44:48	1991		
Tinker, Nancy, 42	CA	26:17:59	1993		
Torrence, Ian, 25	NV	20:40:37	1997		
Torrence, Ian, 26	NV	20:52:21	1998		
Torrence, Ian, 27	NV	20:26:19	1999	10Pt Buck	
Torrence, Ian, 31	NV	23:41:12	2004		
Torres, Carlos, 20	MEX	21:47:24	2005	Rams Hd	
Trafecanty, Denis, 53	CA	23:37:09	1996		
Trafecanty, Denis, 54	CA	24:52:48	1997	Buffalo	
Trafecanty, Denis, 58	CA	25:58:18	2001		
Trafecanty, Denis, 60	CA	26:45:12	2003		
Trahern, Eugene, 36	WA	30:39:50	1999		
Trahern, Eugene, 42	OR	31:47:36	2005		

Treder, Julie, 34	WI	29:46:36	2010	
Treister, Diana, 41	CA	32:19:24	2010	
Treister, Diana, 42	CA	32:10:36	2011	
Treister, Diana, 43	CA	29:29:24	2012	Rhino
Trevino, Mike, 25	CA	25:36:37	2000	
Triquart, Richard, 37	CA	31:48:00	2010	
Tse, Tin, 43	CA	32:34:18	2011	
Tucker, Donald, 32	UT	25:16:14	1989	
Tufts, Dick, 45	CA	29:19:35	1989	
Tufts, Richard, 42	CA	29:55:20	1986	
Tufts, Richard, 43	CA	28:30:24	1987	
Tuller, Jr, Robert, 35	NY	29:55:36	1999	W4,LGR6
Tuller, Robert, 26	CA	32:11:55	1990	
Tuller, Robert, 31	NY	30:50:36	1995	
Turner, David, 30	CA	32:12:46	1991	
Turner, David, 33	CA	27:25:31	1994	
Turon, Michael, 51	CA	30:56:24	1998	
Turon, Michael, 52	CA	31:03:00	1999	
U				
U'Ren, Jim, 35	CA	29:00:22	1988	
Uher, Will, 53	CA	30:26:09	1999	
Ulloa, Bob, 45	CA	29:10:42	1994	
Ulloa, Bob, 47	CA	26:48:33	1996	
Ulloa, Bob, 48	CA	30:36:26	1997	
Ulloa, Bob, 50	CA	30:58:58	1999	
Ulloa, Bob, 51	CA	27:07:07	2000	
Ulloa, Bob, 52	CA	31:34:24	2001	
Ulrich, Marshall, 38	CO	22:22:14	1989	LGR6
Urioste, Joanne, 43	NV	27:22:40	1995	Rhino
Urioste, Joanne, 44	NV	29:39:27	1996	
Urioste, Joanne, 46	NV	28:06:51	1994	
Utakis, Donna, 42	MA	27:04:30	2010	Rhino
V				
Val Verde, Al, 39	CA	25:58:11	1997	
Val Verde, Al, 40	CA	21:06:09	1998	Rhino
Val Verde, Al, 42	CA	23:24:32	2000	
Valdez, Arturo, 44	CA	28:55:06	2008	
Valdez, Arturo, 47	CA	27:33:12	2010	
Valdez, Arturo, 47	CA	29:48:24	2011	
Valdez, Arturo, 48	CA	27:57:00	2012	
Valinsky-Fillipow, Amelia, 38	CA	28:40:31	2007	
Van Buren, Roy, 46	MA	32:29:24	2008	
Van Buren, Roy, 48	MA	32:22:24	2010	
van de Water, Joe, 43	CA	26:39:30	2011	
Van Hoorne, Rick,	CA	31:52:43	1987	
Van Wicklin, David, 51	CA	27:07:12	2003	
Vance, Fred, 39	CO	28:28:47	1991	
Vance, Fred, 43	CA	26:54:20	1995	
Vance, Fred, 44	CA	28:39:00	1996	
Vandenburg, Larry, 46	WA	25:34:42	2000	
Vander Stucken, Richard, 55	CA	28:27:23	1994	
Vander Tuig, Randy, 38	CA	22:22:12	2012	Horse
Vaughan, Eric, 48	CA	27:44:06	2008	
Vavrin, Michael, 24	CA	32:13:30	1997	
Velasco, George, 40	CA	32:46:10	1993	LGR6
Velasco, George, 41	CA	29:40:04	1994	
Velasco, George, 42	CA	31:34:42	1995	
Velasco, George, 43	CA	29:25:52	1996	
Velasco, George, 44	CA	32:50:40	1997	
Velasco, George, 45	CA	31:31:46	1998	
Velasco, George, 46	CA	32:52:22	1999	
Velasco, George, 47	CA	32:42:03	2000	
Velasco, George, 54	CA	32:37:50	2007	
Villeneuve, Raymond, 38	CDN	25:52:30	1992	
Villeneuve, Raymond, 39	CDN	32:39:16	1993	
Vitale, Leslie, 42	CA	26:39:08	1995	
Volkenand, Rob, 58	OR	30:46:38	1989	W4
Volkenand, Robert, 57	OR	25:21:16	1988	
Voltaggio, Sam, 49	TX	31:53:25	2000	
W				
Waddell, Tom, 48	CA	27:56:07	1994	
Wade, Brooks, 51	AK	31:04:46	1996	
Walczak, Paul, 40	NC	29:31:10	1996	
Walczak, Paul, 43	VA	31:36:39	1999	
Waldsmith, Gary, 50	CA	31:52:29	1991	
Walther, Harald, 43	CA	28:37:18	2008	
Walz, Bill, 37	CA	28:06:54	2007	
Wang, Gary, 27	CA	28:10:20	1995	
Ward, Ken, 44	OR	30:54:12	2001	
Ward, Ken, 51	OR	27:24:12	2008	
Warner, Roy, 31	CA	32:50:30	1990	LGR6
Washburn, Jeff, 49	MA	32:34:18	1999	
Webster, Larry, 56	WA	26:35:55	1989	
Weigt, Tom, 44	MN	32:07:09	1996	
Weigt, Tom, 48	MN	32:20:13	2000	
Weingaertner, Roger, 50	CA	30:10:56	1997	
Weiss, Austin, 30	CO	29:39:04	1993	
Weiss, Chrissy, 43	CA	27:53:06	2004	
Weiss, Xy, 44	CA	31:47:36	2005	
Weiss, Xy, 45	CA	31:03:27	2006	
Weisshaar, Hans-Dieter, 59	GER	28:48:55	1999	Rams Hd
Weisshaar, Hans-Dieter, 60	GER	29:53:37	2000	W4,LGR6
Weisshaar, Hans-Dieter, 65	GER	32:33:06	2005	
Weisshaar, Hans-Dieter, 66	GER	31:41:02	2006	Rams Head
Weisshaar, Hans-Dieter, 67	GER	30:34:45	2007	
Welch, Donald, 39	CA	25:10:21	2007	
Welch, Donald, 40	CA	27:07:18	2008	
Welch, Donald, 43	CA	27:25:18	2010	
Welch, Kathy, 39	CA	27:44:40	1992	
Welker, Max, 50	WA	30:47:28	1992	
Werth, Dennis, 49	CO	27:54:21	1991	
Werth, Donald, 47	CO	30:15:48	1989	
West, Ralph,	CA	23:02:04	1987	
Westergaard, Danny, 31	CA	23:29:32	1990	
Westergaard, Danny, 35	CA	27:36:03	1994	
Westergaard, Danny, 36	CA	29:35:17	1995	
Westergaard, Danny, 45	CA	28:17:18	2004	
Westergaard, Danny, 46	CA	27:42:30	2005	
Weston, Willard, 46	CA	29:55:06	2007	
Weston, Willard, 47	CA	28:22:06	2008	
Weston, Willard, 49	CA	28:47:36	2010	
Weston, Willard, 51	CA	31:00:18	2012	W4, LGR5
Whaley, Jim, 41	CA	29:30:10	1988	
Wheeler-Jacobs, Wendy, 44	WA	28:09:24	2012	
Whitaker, Tom, 32	CA	27:40:55	2007	
White, Micah, 37	CA	23:52:09	2000	
White, Micah, 38	CA	22:48:24	2001	
White, Micah, 41	CA	27:03:06	2004	
Whited, Robert, 47	CA	27:58:06	2012	
Whiting, Floyd, 51	NV	31:17:13	1992	W4, LGR5
Whyte, Pat, 41	CA	22:57:07	1989	
Wieneke, Mark, 54	CA	32:19:18	2005	
Wilde, Douglas, 39	CA	29:51:56	1992	
Wilis, Scott, 27	CA	29:43:16	1989	
Wilkie, Jose, 30	KY	30:38:57	1993	
Wilkie, Jose, 33	KY	28:33:20	1996	
Wilkie, Jose, 36	KY	30:29:44	1999	
Williams, Bryce, 32	CA	32:10:30	2012	
Williams, Dan, 52	CA	23:14:30	2001	
Williams, Dan, 54	CA	26:54:18	2003	
Williams, Dan, 59	CA	30:09:01	2008	
Williams, Don, 34	AZ	29:26:26	1999	
Williams, Glen, 26	CA	32:02:24	1987	
Williams, Glen, 28	CA	29:50:37	1989	
Williams, Jamie, 45	CA	23:51:57	1994	
Willis, Scott, 25	CA	31:52:07	1987	
Willis, Scott, 26	CA	31:38:07	1988	
Willis, Scott, 28	CA	30:53:57	1990	
Willis, Scott, 29	CA	27:59:15	1991	
Willis, Scott, 30	CA	30:38:37	1992	
Willis, Scott, 33	CA	29:24:38	1995	
Willment, Marisa, 49	CA	32:27:12	2012	
Wilson, Daniel, 49	CO	31:40:46	2007	
Winter, Ted,	CA	27:44:08	1987	
Winter, Thomas, 39	CA	25:08:37	1987	
Winter, Thomas, 42	CA	23:23:09	1990	
Winter, Tom, 45	CA	22:54:40	1994	
Winters, Ted, 48	CA	26:09:32	1986	
Winton, Hal, 61	CA	30:12:32	1992	W4, LGR5
Wojno, Randy, 47	CO	28:08:43	2007	
Wood, Blake, 37	NM	22:50:38	1995	
Wood, Blake, 38	NM	23:36:16	1996	
Wood, Blake, 52	NM	29:23:12	2010	
Wood, Heather, 24	NM	29:23:12	2010	
Wood, Jeannie, 35	CA	31:56:58	1986	
Wood, Mark, 44	WI	32:04:16	2000	
Woods, Doug, 45	CA	28:14:30	1989	
Worswick, Jonathan, 34	CA	21:27:32	1997	
Wright, Gary, 37	WA	32:52:46	1988	
Wright, Gary, 39	WA	31:05:01	1990	
Wright, Gary, 41	WA	32:18:35	1992	
Wright, Gary, 43	WA	29:57:37	1994	
Wright, Gary, 44	WA	31:11:57	1995	
Wright, Gary, 46	WA	32:27:34	1997	
Wright, Gary, 47	WA	32:00:03	1998	
Wright, Gary, 49	WA	32:36:43	2000	
Wright, Phil, 46	CA	29:54:19	1990	
Wright, Phil, 47	CA	30:13:33	1991	
Wright, Phil, 48	CA	31:11:03	1992	
Wright, Phil, 55	CA	31:54:10	1999	



Jack Cheng and pacer, 2012.

YZ

Yates, Carl, 64	CA	32:08:30	1991	
Yates, Carl, 67	CA	30:59:08	1994	
Young, J. R., 44	CA	32:21:03	2003	
Young, Wendy, 47	CA	32:00:24	2003	
Young, Wendy, 50	CA	32:33:35	2006	
Zaayer, Todd, 26	CA	29:11:11	1988	
Zagnoli, Lora, 38	CA	32:18:23	2000	
Zalokar, Fred, 29	NV	28:59:14	1989	
Zamudio Jr, Victor, 33	GA	32:26:24	2008	
Zatorski, Jerry, 42	CA	29:46:36	2005	
Zheng, Beiji, 48	CO	32:56:06	2012	
Zicker, Gary, 40	NV	32:35:12	1991	
Zicker, Gary, 45	NV	32:14:54	1996	
Zicker, Gary, 46	NV	28:50:02	1997	
Zillmer, Paulette, 29	AZ	23:47:12	2011	Ram
Zimmerman, Ross, 39	AZ	32:44:42	1992	
Zirbel, Glen, 59	CA	32:18:44	1990	LGR5
Zwarkowski, Cheryl, 51	CA	28:52:06	2010	
Zychowski, Stan, 43	CA	32:04:04	1991	
Zychowski, Stan, 44	CA	32:12:35	1992	
Zychowski, Stan, 46	CA	31:48:07	1994	
Zychowski, Stan, 48	WY	32:01:17	1996	
Zychowski, Stan, 52	CO	31:39:11	2000	

10. Trail Work, post-Station Fire



Group shot at the end of the day. Hal Winton and the AC100 Volunteer Trail work. First outing of the season—the eastern Idle Hour Trail section.

The 2013 Trail Work season opener was on the east side of the Idle Hour Trail. Tools were distributed with a concise safety demonstration. Groups were distributed along the length of the trail cutting back manzanita, poison oak, clearing debris, and brushing as needed.

Today's problem child was a seasoned deadfall blocking the trail a mile from the bottom, a solid 14" of old-growth conifer. Hal, Andy Kumeda, Jussi Hamalainen, and Drew Foote examined it.

Hal's analysis sketched out the likely solution, keeping in mind where a 300 lb log section was likely to go at every stage of the cutting. The first cut was secured with high-impact day-glo plastic wedges. The second cut dropped the lower end to the ground. The third cut was made after Drew and Jussi hacked out a small platform in the dirt above the trail for Hal to stand with the chainsaw. When the log crashed to the ground, Jussi promptly legged it over the side, seeing no reason to waste fuel and a blade. Too many seasons of cutting firewood in Finland to screw around with wasted effort.

The work parties worked through to Idle Hour Campground, and found everything in pretty good condition. Some years its torn up like hell after winter storms, as the geology is fractured and dirty. Reeling it in on the return trip found a few more snags that went over the side.





Dennis cutting back manzanita, oak, vines, whatever.



Fenton and Peter Cross



In the depths of Idle Hour Canyon

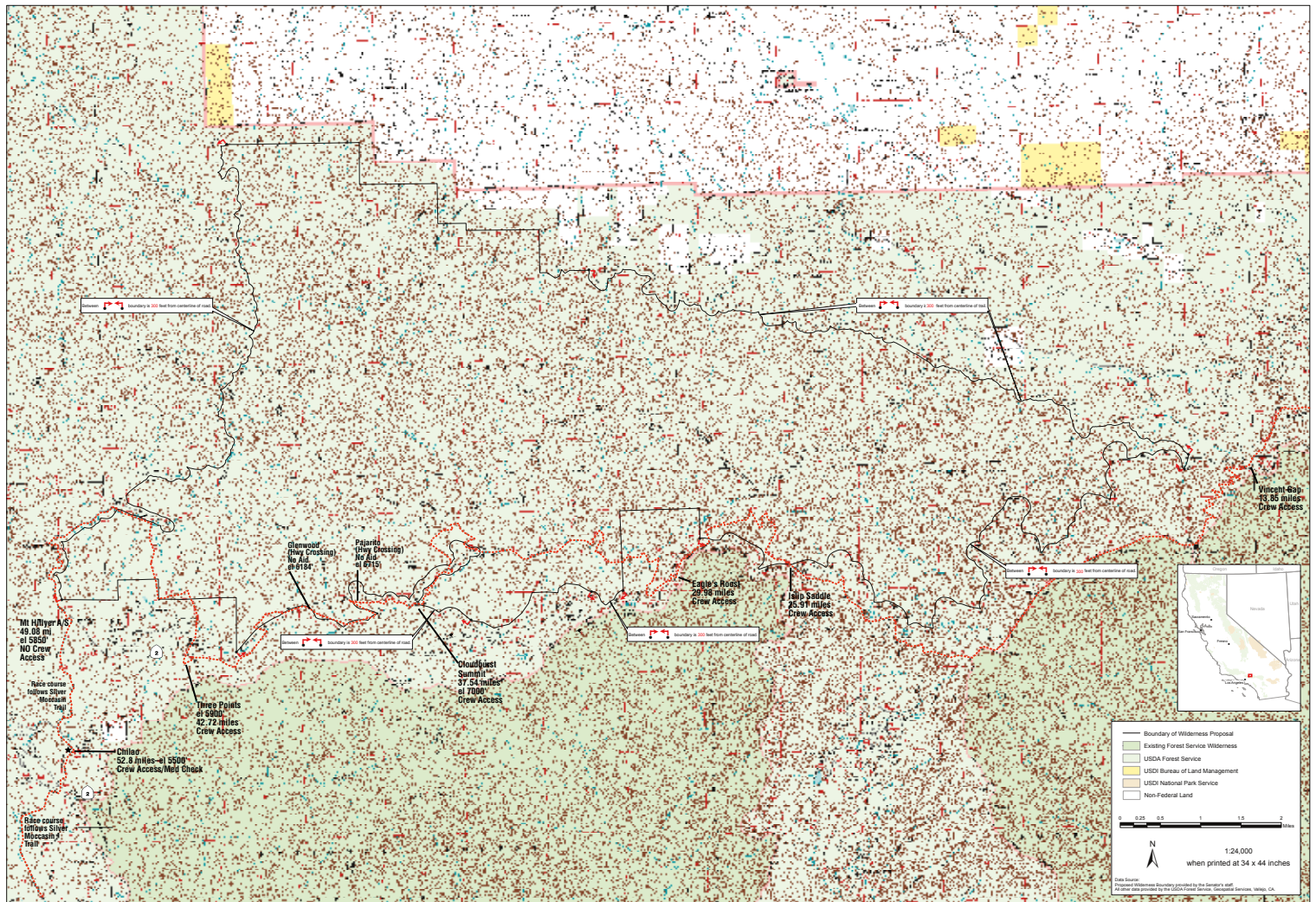


Hal Winton and the AC100 Volunteer Trail work.

11. The AC100 and the Pleasant View Ridge Wilderness Problem

Angeles Crest 100-Mile Endurance Run
Route From Mt Baden-Powell to Chilao Flats
with approaches to Shortcut Saddle

Pleasant View Ridge Proposed Wilderness
Angeles National Forest
This map prepared at the request of Senator Boxer, December 16, 2008



Map showing Wilderness designation, and AC100 Race course. February, 2011

The AC100 was facing two access problems in recent years. First, the closure of the Pacific Crest Trail (PCT) in Cooper Canyon due to the Yellow Legged Mountain Frog critical habitat study (2007), and the recent designation of the Pleasant View Ridge (PVR) Wilderness in 2009.

The Angeles National Forest (ANF) US Forest Service (USFS) Wilderness Manager let us know that the FS rules for the Pleasant View Wilderness would exclude the AC100 run from passing through the demarcated area.

We now have wilderness on both sides of Hwy 2. We went to work on a solution to this problem immediately. A way was needed to keep our run course on the PCT on less than 10 miles of the wilderness, extending from from Islip Saddle (26 miles) to Sulfur Springs camp (46 miles).

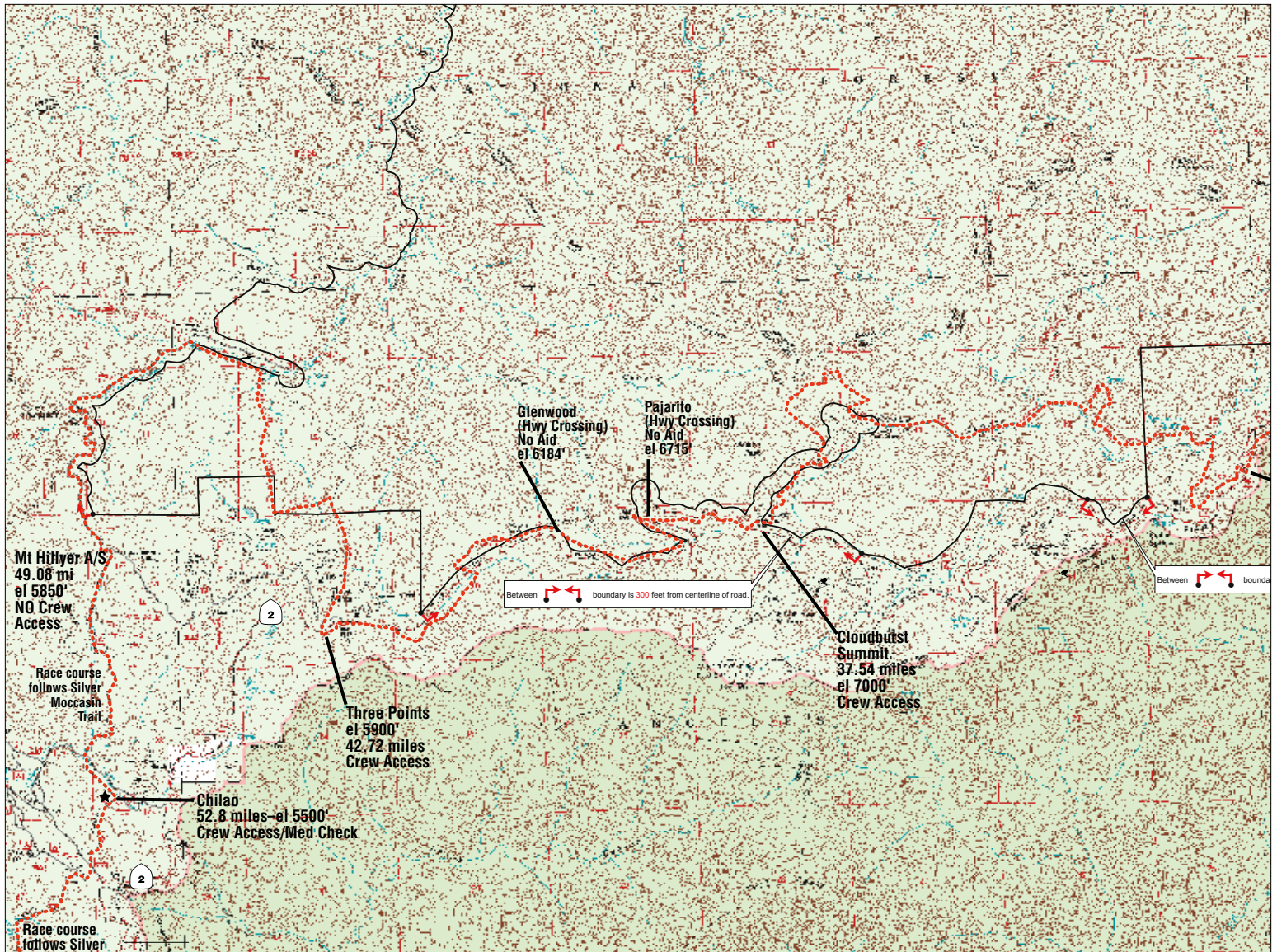
We remembered that the Western States Endurance Run/Tevis Cup Ride had a similar problem with the Granite Chief Wilderness Area in 1984, which affected four miles of the

WSER100 course.

To illustrate the scope of the situation, To quote Bryon Powell, writing in "Racing and Politics: Trail running races in Wilderness Areas" (Running Times Magazine/December 2009)

In the U.S., wilderness areas are federal lands administered under the Wilderness Act of 1964 that are managed more conservatively than other federal lands. Such areas can be independent of other federal designations or be a portion of another federal land designation such as a national park, national monument, national forest, etc. There is no single agency that governs wilderness areas. Rather, agencies such as the National Park Service (NPS), Bureau of Land Management, Fish and Wildlife Service, and U.S. Forest Service oversee these lands.

The Wilderness Act severely restricts the use of designated lands, barring "commercial enterprises," permanent roads, and except as needed for the administration of the land, all temporary roads, the use of motor vehicles, motorized equipment, or mechanical transport, and any structure or installation within the area. It also provides guidance as to how the federal agencies should administer them: "These [wilderness areas] shall be administered for the use and enjoyment of the American people in such manner as will leave them unimpaired for future use and enjoyment as wilderness, and so as to provide for the protection of these areas, [and] the preservation of their wilderness character." According to Rossmann, who is also a land-use attorney, while the NPS was originally



Detail of Map showing Wilderness designation, and AC100 Race course. February, 2011

flexible about allowing trail races to pass through wilderness areas, the Forest Service barred organized activities on the basis that solitude was an integral part of the wilderness experience. This stance of the Forest Service struck at the heart of American ultrarunning when the California Wilderness Act of 1984 created the Granite Chief Wilderness Area, an area that included four miles of the Western States 100 course.

This led us to attorney Tony Rossman (Land/Water Use), ultrarunner and long time trail advocate. Rossman was willing to write language for our AC100 Run alongside the WSER text for a congressional bill.

Rossman also recommended that we get support from Congressman Buck McKeon (R-Santa Clarita), the author/sponsor of the original bill. McKeon and Bob Haueter, his chief of staff, drafted the original PVR Wilderness

Heritage bill, which was rolled into Senator Boxer's 2009 Omnibus Wilderness bill. In conversation Bob was fully supportive of the AC100, as long as Senator Boxer's people were agreeable.

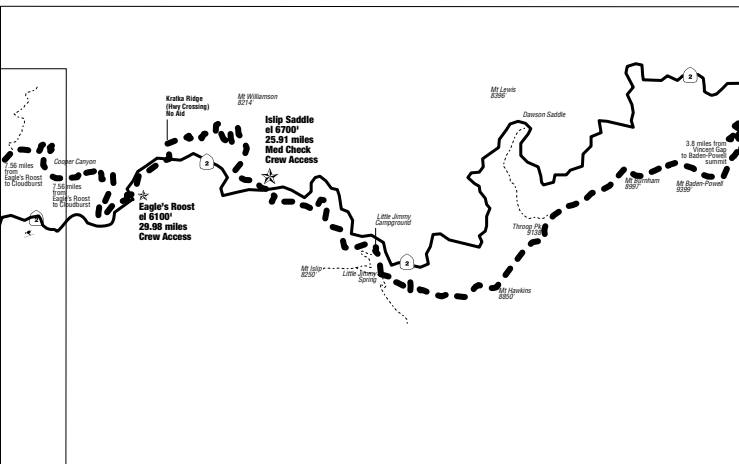
Tony Rossman sent our large detailed colored map, showing clearly the PCT/AC100 course in the PVR Wilderness along its southern boundary, to Senator Boxer's office. This map was forwarded to Boxer's California Director Tom Bohigian in Fresno for him to resolve. After Tom got up to speed we talked and he was also fully supportive of our cause. He is also looking into a simpler way by an administrative solution to the matter.

We've kept our the Los Angeles River Ranger District (LARRD) Ranger Mike McIntyre (who issues our special use permit for the run) informed all along the way. He agrees with what we are doing, and that we have good reason to believe that the AC100 will be allowed to use the

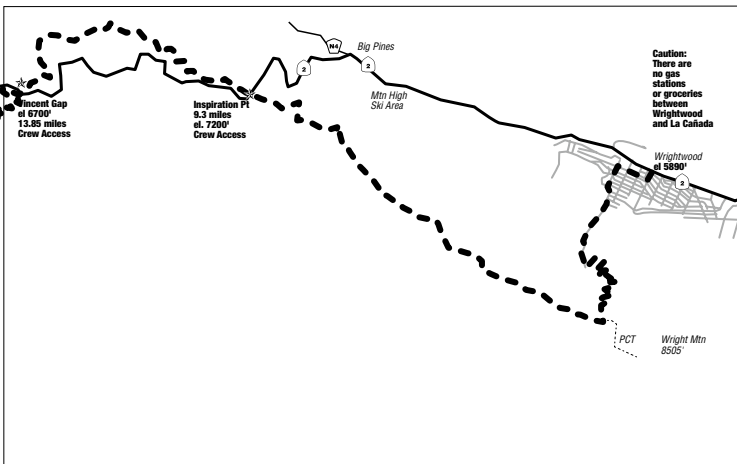
PCT/AC100 course in the PVR Wilderness, as we have since 1986.

The AC100 run and organization is now 25 years old, with hundreds of volunteers of all kinds and skills on race weekend. The AC100 Run also brings dollars into our local communities for transportation systems, lodging and supplies. AC100 runners/volunteers/trail workers help maintain the forest trails (~1,000 hrs/yr on our run course alone), which is a huge plus with the USFS.



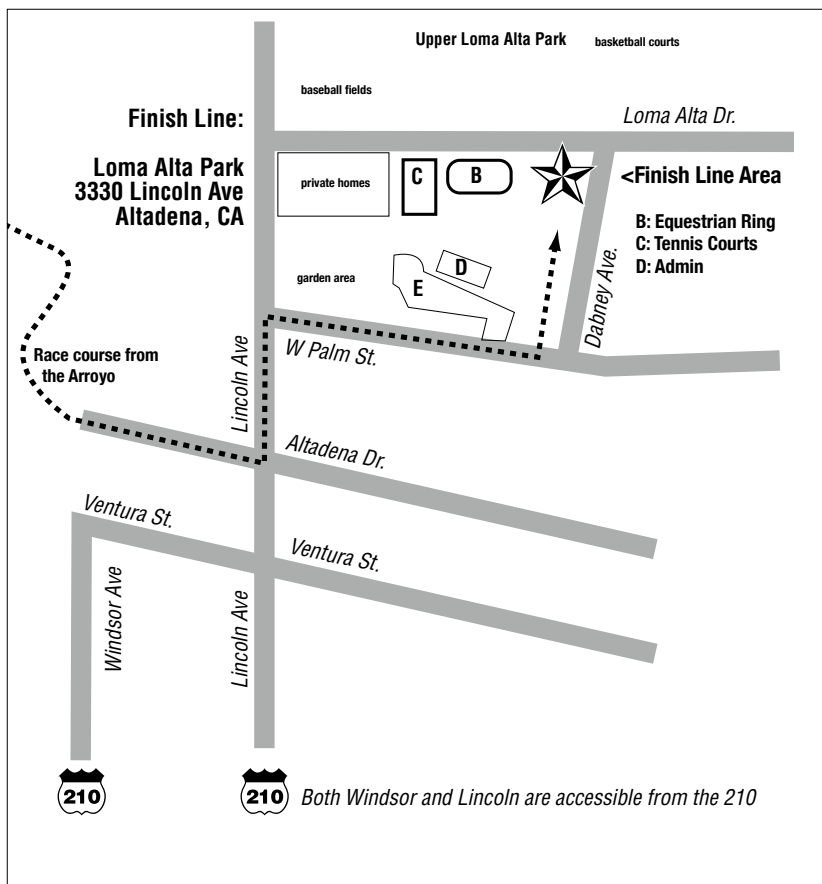
In summary: the Run has become a recognized and valued contribution to recreation and the economies on the Angeles Crest, and in foothill communities of the San Gabriel Mountains in the Angeles National Forest. We are working hard at all levels to continue the AC100 run as it has been in the forest since 1986, and into the future years.



**Map 2: Mile 14-30
Vincent Gap to Eagle's Roost**

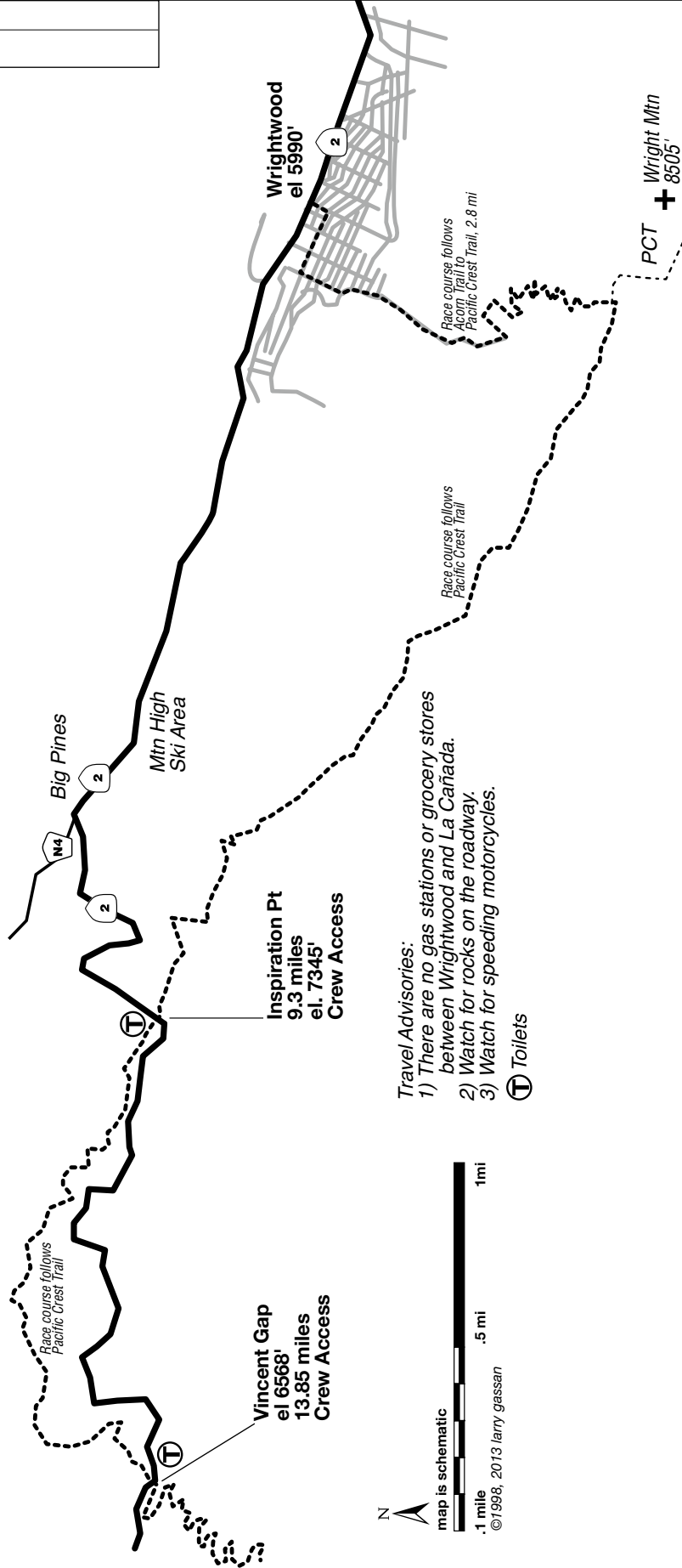


**Map 1: Mile 0-14
Wrightwood to Vincent Gap**



Mile 0— 13.85

Start to Vincent Gap

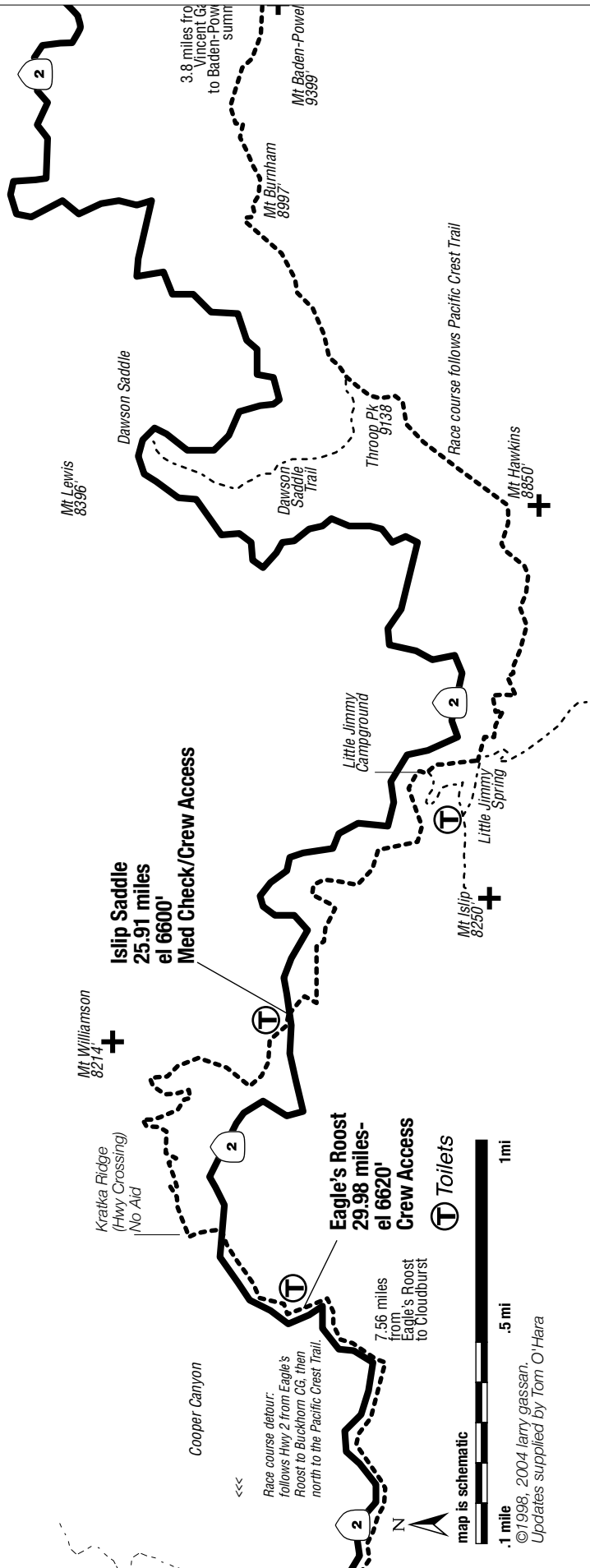


- Travel Advisories:**
- 1) There are no gas stations or grocery stores between Wrightwood and La Cañada.
 - 2) Watch for rocks on the roadway.
 - 3) Watch for speeding motorcycles.

Toilets

Checkpoint	DELTA	Distance	Drop Bag	Crew Access	O'Brien	Koerner	Nielsen	Bon	Fabian	Gustman	Scholz	Ward	Miksell	Cutoff
1. Wrightwood	0		NO	YES	17:35	18:29	19:07	22:00	23:55	25:55:00	27:43:00	30:54	32:51	33:00
2. Inspiration Point	9.3	9.3	NO	YES	6:33am	6:33am	6:41am	6:55am	6:57am	7:03am	7:10am	7:14am	7:24am	8:15am
3. Vincent Gap	4.5	13.85	YES	YES	7:12am	7:09am	7:16am	7:43am	7:43am	7:51am	8:05am	8:06am	8:25am	9:20am

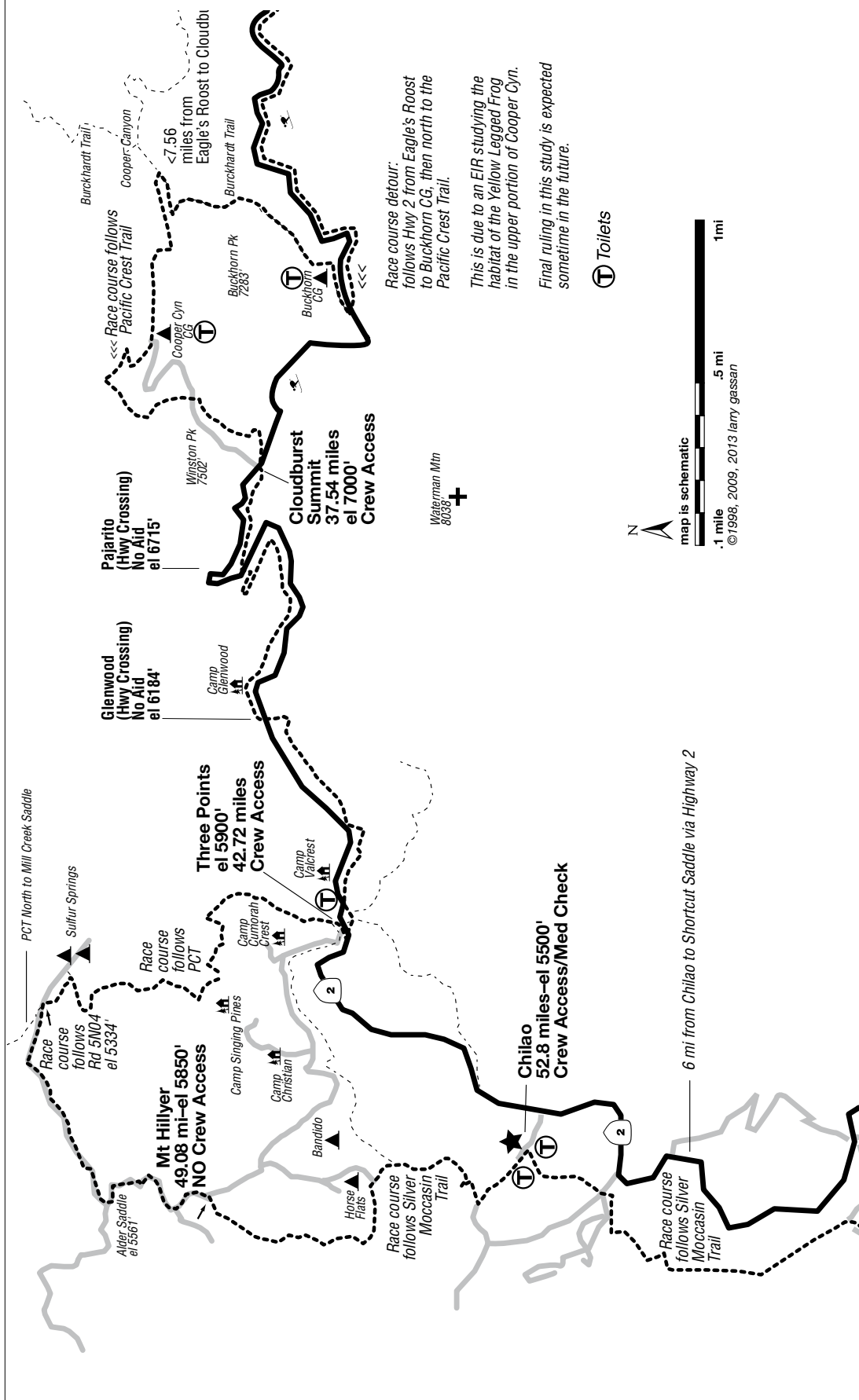
Mile 14— 29.98
Vincent Gap to Eagle's Roost



Checkpoint	DELTA	Distance	Drop Bag	Crew Access	O'Brien	Koerner	Nielsen	Bon	Fabian	Gustman	Scholz	Ward	Miksell	Cutoff
3. Vincent Gap	4.5	13.85	YES	YES	17:35	18:29	19:07	22:00	23:55	25:55:00	27:43:00	30:54	32:51	33:00
4. Islip Saddle (Medical)	12.06	25.91	YES	YES	7:12am	7:09am	7:16am	7:43am	7:43am	7:51am	8:05am	8:06am	8:25am	9:20am
5. Kratka Ridge (Hwy Cross)	3.23	29.05	NO	NO	9:21am	9:12am	9:32am	10:16am	10:22am	10:46am	11:10am	11:04am	11:54am	1:05pm
6. Eagle's Roost	0.84	29.98	NO	YES	10:04am	10:00am	10:23am	11:18am	11:29am	11:49am	12:22pm	12:11pm	1:16pm	2:35pm

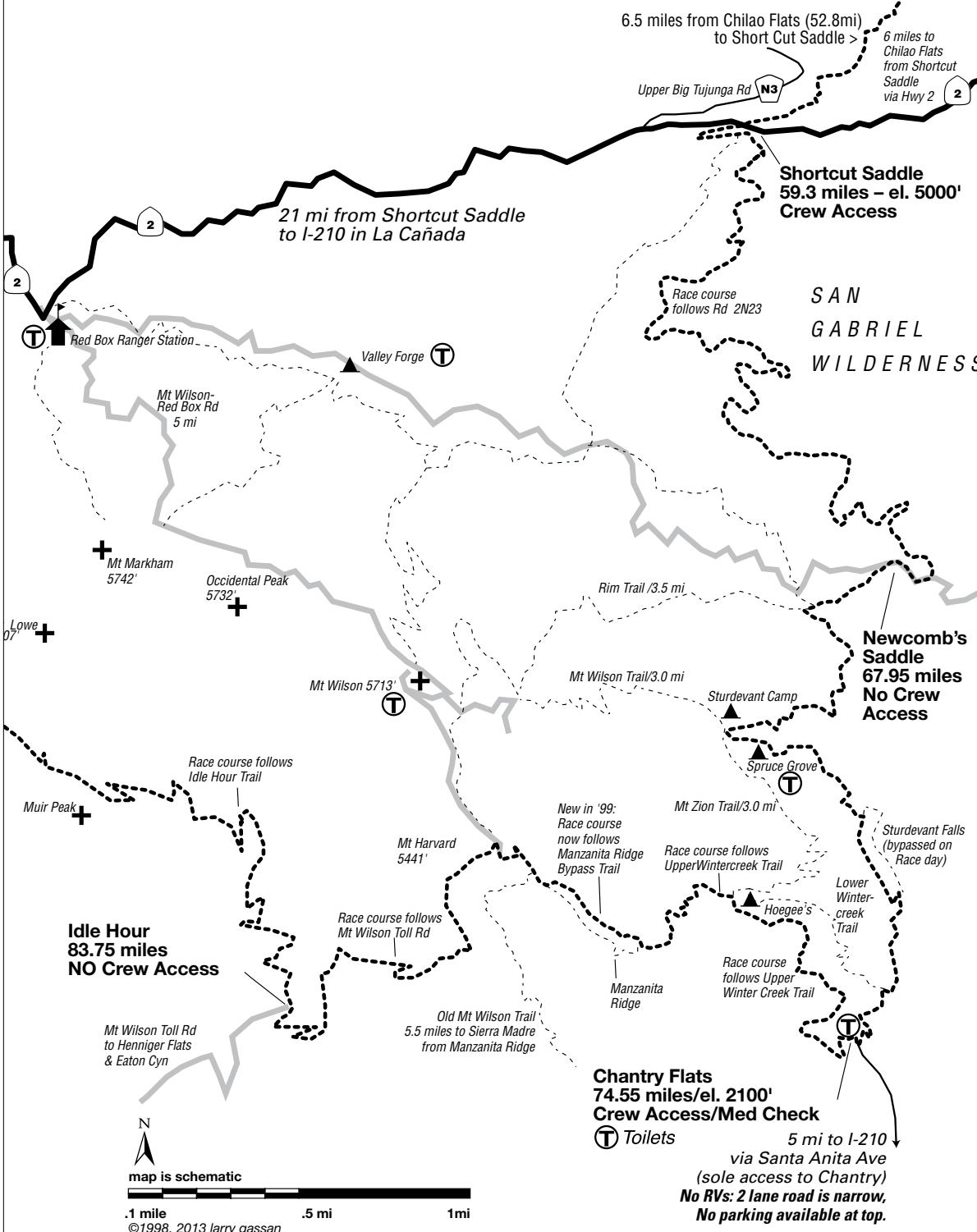
Mile 29.98 — 52.8

Eagle's Roost to Chiliao



Checkpoint	DELTA	Distance	Drop Bag	Crew Access	O'Brien	Koerner	Nielsen	Bon	Fabian	Gustman	Scholz	Ward	Miksell	Cutoff
7. Cloudburst Summit	7.56	37.54	YES	YES	17:35	18:29	19:07	22:00	23:55	25:55:00	27:43:00	30:54	32:51	33:00
8. Pajarito (Hwy Cross)	0.83	38.37	NO	NO	-	-	-	-	-	-	-	-	-	4:30pm
9. Glenwood (Hwy Cross)	2.06	40.4	NO	NO	-	-	-	-	-	-	-	-	-	-
10. Three Points	2.29	42.72	YES	YES	11:52am	12:05pm	12:41pm	1:56pm	2:23pm	2:33pm	3:38pm	3:20pm	5:32pm	6:00pm
11. Mt Hillier	6.36	49.08	YES	NO	12:50pm	1:06pm	13:51pm	3:17pm	3:44pm	4:01pm	5:02pm	4:53pm	7:17pm	8:00pm
12. Chiliao (Medical)	3.72	52.8	YES	YES	1:30pm	1:48pm	2:33pm	4:04pm	4:38pm	4:58pm	5:58pm	6:09pm	8:48pm	9:10pm

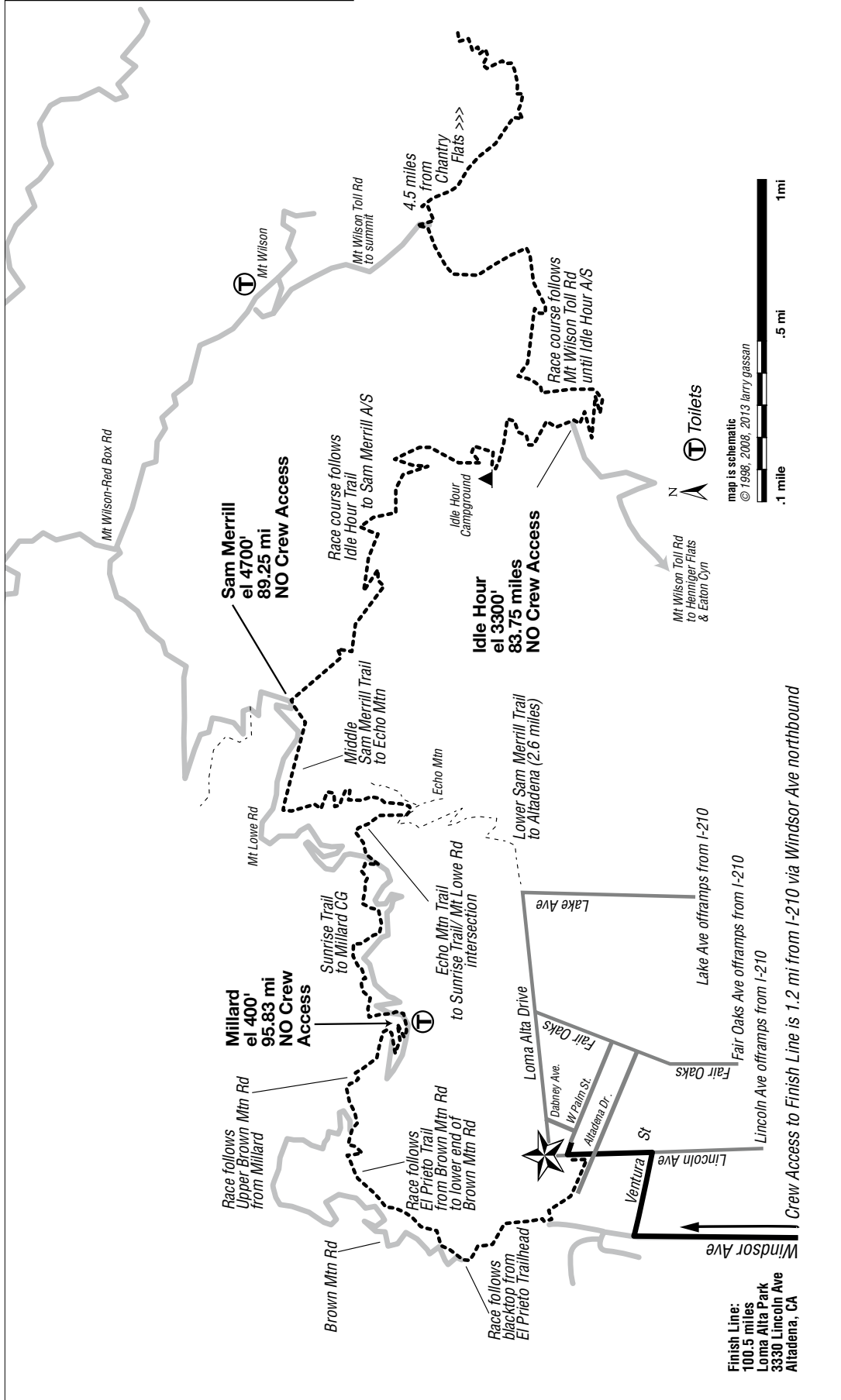
Mile 59.3 — 83.75
 Shortcut Saddle to Idle Hour



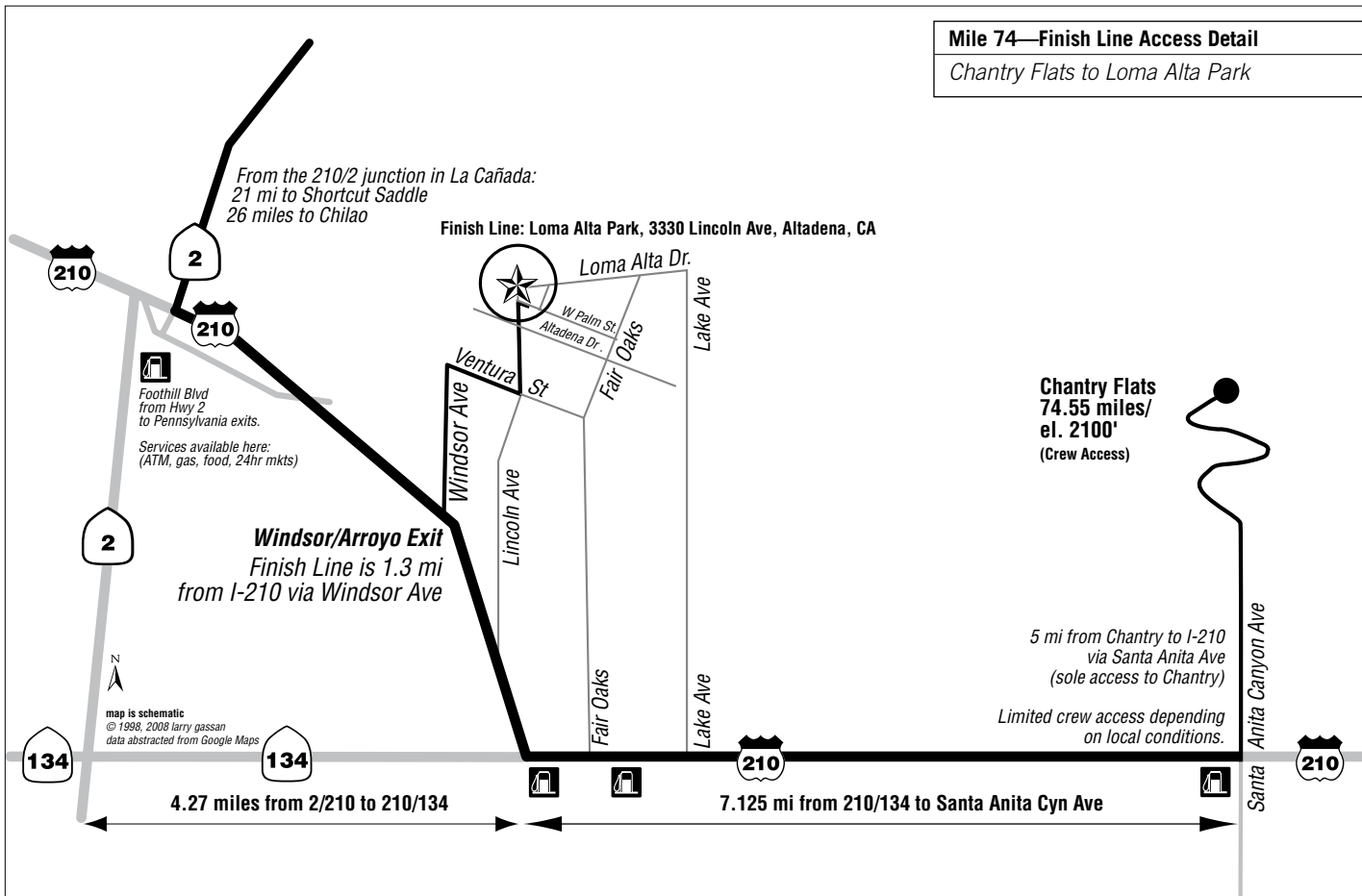
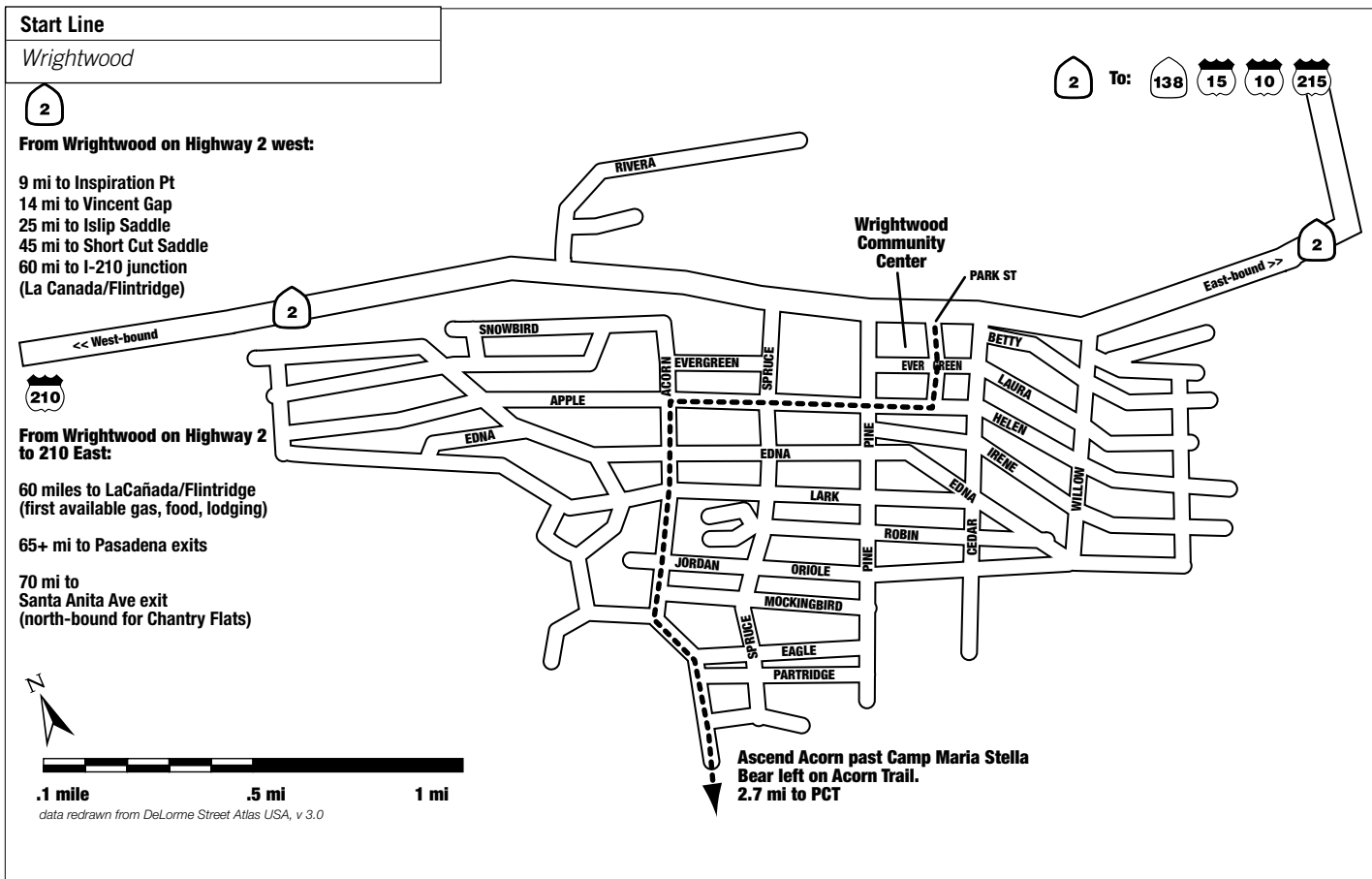
Checkpoint	DELTA	Distance	Drop Bag	Crew Access	O'Brien	Koerner	Nielsen	Bon	Fabian	Gustman	Scholz	Ward	Miksell	Cutoff
13. Shortcut Saddle	6.5	59.3	NO	YES	17:35	18:29	19:07	22:00	23:55	25:55:00	27:43:00	30:54	32:51	33:00
14. Newcomb's Saddle	8.65	67.95	YES	NO	2:34pm	4:43pm	5:29pm	7:11pm	7:53pm	8:52pm	10:15pm	10:47pm	1:47pm	3:00am
15. Chantry Flats (Medical)	6.6	74.55	YES	YES	4:59pm	6:02pm	6:40pm	8:35pm	9:55pm	10:48pm	12:18am	2:13am	4:40am	5:25am

Chantry Flats
 74.55 miles/el. 2100'
 Crew Access/Med Check
 Ⓡ Toilets
 5 mi to I-210
 via Santa Anita Ave
 (sole access to Chantry)
 No RVs: 2 lane road is narrow,
 No parking available at top.

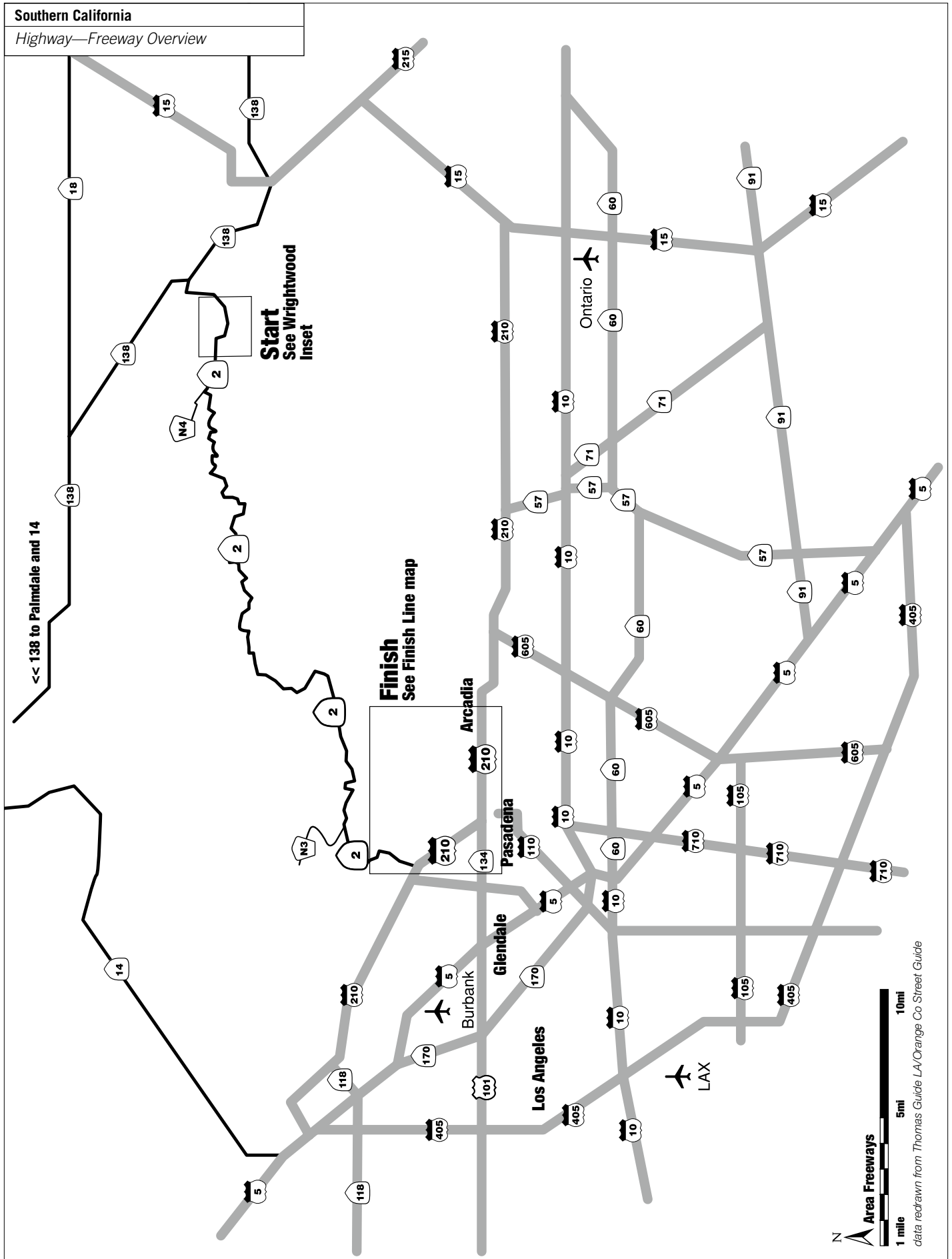
Mile 83.75—100
Idle Hour to Loma Alta Park (Finish)



Checkpoint	DELTA	Distance	Drop Bag	Crew Access	O'Brien	Koerner	Nielsen	Bon	Gustman	Scholz	Ward	Miksell	Cutoff
15. Chantry Flats (Medical)	6.6	74.55	YES	YES	17:35	18:29	19:07	22:00	25:55:00	27:43:00	30:54	32:51	33:00
16. Idlehour Trail	9.02	83.75	YES	NO	6:59pm	8:01pm	8:43pm	11:00pm	1:46am	3:34am	6:13am	8:23am	8:45am
17. Sam Merrill Trail	5.5	89.25	YES	NO	8:23pm	9:28pm	10:07pm	12:50am	2:22am	3:49am	5:48am	10:45am	11:20am
18. Millard Campground	6.58	95.83	YES	NO	9:32pm	10:41pm	11:19pm	2:09am	4:01am	5:50am	7:40am	12:38pm	1:20pm
19. Finish Line	4.7	100.53*	YES	YES	10:35pm	11:29pm	12:07am	3:00am	4:55am	6:55am	8:43am	11:54am	2:00pm



13. Lodging & Resource Index



Wrightwood**Wrightwood Chamber of Commerce**

PO Box 416, Wrightwood, CA 92397
(760) 249-4320.
www.wrightwoodchamber.org

A Rhinestone Rose BnB

5194 Lone Pine Canyon Rd
Wrightwood, Ca.
www.rhinestonerose.com
760.912.3838

Canyon Creek Inn

6059 Pine St., Wrightwood, CA 92397
(760) 249-4800
www.canyoncreekinn.com

The Harrisons

Joyce Harrison
(760) 249-6827
P.O. Box 105
Wrightwood, CA 92397
http://www.wrightwoodcalif.com/
accommodations/harrison.htm

Mt View Motel

PO Box 458, 1098 Highway 2
Wrightwood, CA 92397.
(760) 249-3553.
9 units that sleep up to 5.

Pines Motel

6045 Pine, Wrightwood, CA 92397
(760) 249-9974.
http://www.pinescabin.com/

Wrightwood Sales and Rental

PO Box 951, Wrightwood, CA 92397
(760) 249-3339.
Cajon Pass/Wrightwood adjacent

Victorville/Hesperia**Ambassador Hotel**

15494 Palmdale Rd
Victorville, CA 92392
(760) 245-6565
ambassadorvictorville.com

Best Western

317 US Highway 138
Phelan, California, 92371-4809
(Cajon Pass, approximately 5 miles east of
Wrightwood at I-15 and Highway 138.
1-806-BWCAJON
http://book.bestwestern.com/bestwestern/
advSearch.do

Budget Inn

14153 Kentwood Blvd
Victorville, CA 92392
(760) 241-8010
highdesertbudgetinn.com

Comfort Suites Victorville

12281 Mariposa Rd.
Victorville, CA 92395
(760) 245-6777
comfordsuites.com

Days Inn Victorville

15401 Park Avenue East
Victorville, CA 92392
(760) 241-7516
(760) 887-0931
daysinn.com

Econo Lodge

11976 Mariposa Road
Hesperia, CA 92345
(760) 949-1515
www.econolodge.com

Economy Inn

15822 Mojave Drive, Victorville, CA 92394
(760) 241-0075

Hawthorn Suites Hotel By Hyatt

11750 Dunia Road
Victorville, CA 92392
(760) 949-4700
(760) 963-3475 - Mobile
hawthorn.com

Hilton Garden Inn Victorville

(760) 952-1200
12603 Mariposa Road,
Victorville, CA
hiltongardeninn.com

Holiday Inn Express

9750 Keypointe Ave
Hesperia, CA 92345
(760) 244-7674
www.hiexpress.com

Howard Johnson Victorville

16868 Stoddard Wells Rd.
Victorville, CA 92392
(760) 243-7700
(760) 243-4423 - Fax
hojo.com

Motel 6 Victorville

16901 Stoddard Wells Road
Victorville, CA 92394
(760) 243-0666
(760) 243-2554 - Fax
motel6.com

Quality Inn & Suites Green Tree Victorville

14173 Green Tree Blvd
Victorville, CA 92395
(760) 245-3461
qualityinn.com

Red Roof Inn Victorville, CA

13409 Mariposa Road
Victorville, CA 92392
(760) 553-8010- Fax
(760) 241-1577
(800) 843-9999
redroof.com

Sunset Inns of America

15765 Mojave Drive
Victorville, CA 92394
(760) 243-2342

Travel Inn & Suites

14998 7th street
Victorville, CA 92395
(760) 245-8627
travelvictorville.com

Victorville Travelodge

12175 Mariposa Rd
Victorville, CA 92395
(800) 578-7878
(760) 241-7200
(760) 241-1163 - Fax
travelodge.com

Pasadena**Pasadena Convention & Visitor Center Bureau**

(626) 795-9311.
Chamber of Commerce
117 East Colorado Boulevard
Pasadena, CA 91105
(626) 795-3355 fax: (626) 795-5603
http://www.pasadenacal.com/

Artists' Inn

1038 Magnolia Street
South Pasadena, CA 91030
(626) 799-5668
www.artistsinns.com

Bissell House

201 Orange Grove Avenue
South Pasadena, CA 91030
(626) 441-3535
www.bissellhouse.com

Comfort Inn

400 S. Arroyo Pkwy
Pasadena, CA 91105.
(626) 405-0811 fax: (626) 796-0966
(3 miles from the Rose Bowl)
www.comfortinn.com

Doubletree Hotel

191 North Los Robles Avenue
Pasadena, CA 91101
(626) 792-2727
fax: (626) 304-0373
Doubletree.Hilton.com

Hilton

150 South Los Robles Avenue
Pasadena, CA 91101
(626) 577-1000, fax: (626) 584-3148
www.hilton.com

Holiday Inn

303 Cordova Street
Pasadena, CA 91101
(626) 449-4000, fax: (626) 584-1390

Mira-Monte Hotel

127 South El Molino Avenue
Pasadena, CA 91101
(626) 796-2685

Pasadena Hotel Old Towne B & B

76 North Fair Oaks Avenue
Pasadena, CA 91103
(626) 568-8172

Pasadena Inn

400 South Arroyo Pkwy
Pasadena, CA 91105
(626) 795-8401, fax: (626) 577-2629
www.oldpasadenainn.com

Holiday Inn Express-Colorado Boulevard

3500 East Colorado Boulevard
Pasadena, CA 91107
(626) 792-1363, fax: (626) 792-9213

Regal Inn Motel

3800 East Colorado Boulevard
Pasadena, CA 91107
(626) 449-4743
regalinnmotel.com

Ritz-Carlton Huntington Hotel

1401 South Oak Knoll Avenue
Pasadena, CA 91106
(626) 568-3900, fax: (626) 792-4192
langhamhotels.com

Saga Motor Hotel

1633 East Colorado Boulevard
Pasadena, CA 91106
(626) 795-0431
fax: (626) 792-0559
thesagamotorhotel.com

Vagabond Inn (2 locations)

1203 East Colorado Boulevard
Pasadena, CA 91106
(626) 449-3170, fax: (626) 577-8873
vagabondinn-pasadena-hotel.com

Vagabond Inn

2863 East Colorado Boulevard
Pasadena, CA 91107
(626) 449-3020

Glendale**American Motel**

1541 East Colorado Street
Glendale, CA 91205
(818) 242-5572

Bell Motor Hotel

1130 East Colorado Street
Glendale, CA 91205
(818) 956-7179

Best Western Inn

123 West Colorado Street
Glendale, CA 91204
www.bestwestern.com/best.html
(818) 247-0111, fax: (818) 545-9393

Chariot Inn Motel

1118 East Colorado Street
Glendale, CA 91205
(818) 507-9600
chariotinn.com

Days Inn

450 Pioneer Drive
Glendale, CA 91203
(818) 956-0202
fax: (818) 502-0843
daysinn.com

Homestead Studio Suites Hotel

100 West Glenoaks Boulevard
Glendale, CA 91202
(818) 956-5466
fax: (818) 551-4088
homesteadhotels.com

Econo Lodge

1437 East Colorado Street
Glendale, CA 91205
(818) 246-8367
econolodge.com

El Rio Motel

1515 East Colorado Street
Glendale, CA 91205
(818) 243-3157

Glendale Motel

1523 East Colorado Street
Glendale, CA 91205
(818) 243-7126

Manhattan Motel

1523 East Colorado Street
Glendale, CA 91205
(818) 244-8195

Maryland Hotel

202 East Wilson Avenue
Glendale, CA 91206
(818) 241-3121

La Crescenta Motel (May-Lane Motel)

2413 Foothill Boulevard
La Crescenta, CA 91214
(818) 248-1294

Rodeway Inn Regalodge Glendale

200 West Colorado Street
Glendale, CA 91204
(818) 246-7331
rodewayinn.com

Vagabond Inns

120 West Colorado Street
Glendale, CA 91204
(818) 240-1700
fax: (818) 548-8428
<http://www.vagabondinn-glendale-california-hotel.com/>

Map & Book References:

The following maps were used as primary references for the maps in the Race Book.

Trail Map of the Angeles Front Country,
Trail Map of the Angeles High Country
Both by Tom Harrison, and are used by USFS and NPS rangers. Simply the best available. <www.tomharrisonmaps.com>
<http://angelescrestscenichighway.com/road-guide.html>

Google Maps

Lost? Must be MapQuest.

Los Angeles County Street Guide & Directory, by Thomas Bros Maps.

You won't always get mobile in the canyons, or you forgot to download the app.

Other Reference Books:

Trails of the Angeles: 100 Hikes in the San Gabriels by John W. Robinson. Colorful text, useless maps.

The Control of Nature, John McPhee. Anthology of three brilliant essays, the final one illuminating the business of flood control, geology, and firefighting here in the San Gabriels.

Los Angeles: City of Four Ecologies Rayner Banham. The iconoclastic granddaddy of looking at Los Angeles, and liking it.

AC100 Race Photos Wanted...

Send your own AC100-race photos to Larry Gassan for inclusion in future RaceBooks. Please caption each photo with who, when, & where.

...and text & caption corrections

Send all corrections to Larry Gassan at <larry@larrygassan.com>

100 Miles in the Mountains — Comparing the Ups and Downs

We like to print course profiles in *UR* to give an idea of how severe the terrain is. While terrain is only one factor determining the overall difficulty — weather, altitude, footing, and availability of aid can all significantly add to or lessen the challenge — it still is the factor that somehow seems to linger the longest in our memories. The canyons at Western States, Leadville's Hope Pass, the climb to Sherman's Gap at Old Dominion, the first five miles at Wasatch, and the last thirty at Angeles Crest . . .

Usually we print just one profile at a

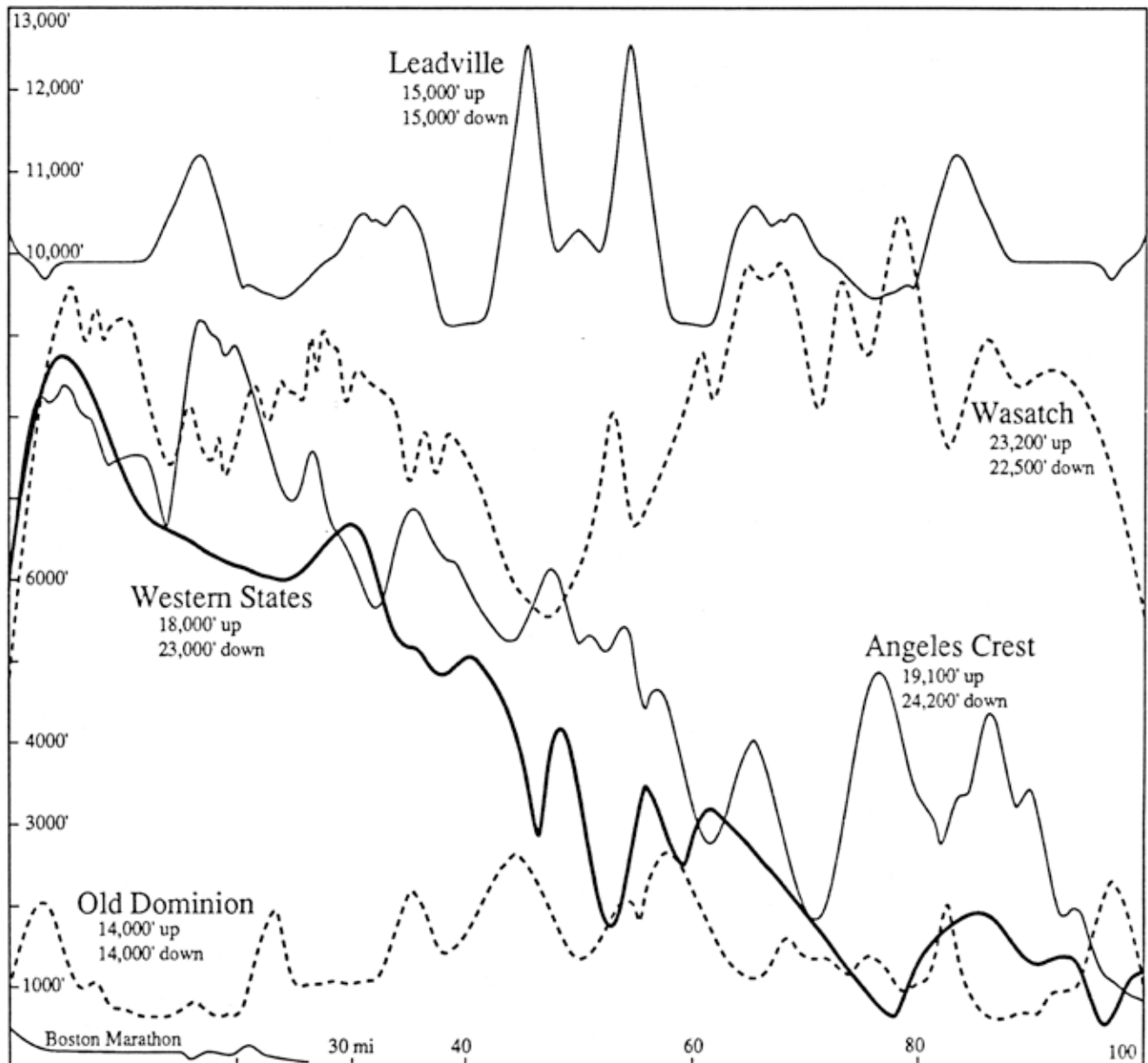
time, which makes it difficult to compare courses. So it seemed time to do several at once to see how they stacked up visually against each other. In addition, we've listed the climb and drop for each course. This is estimated of course (it depends on how many of the little "bumps" you count), but it does give a reasonably accurate total for the vertical.

The profiles look pretty impressive, both for the amount of climb and the amount of downhill running that you had best be trained for. They look even more impressive

when compared to a course commonly accepted to have some pretty tough hills — the Boston Marathon. Heartbreak Hill looks rather tame.

Finally, lest all you trail runners start looking down at road and track runners as a bunch of wimps, one more 100-mile course is actually represented on the chart. That's the New York 100 Mile course at Shea Stadium: flat and at sea level, just like the base line on the chart. And it is a course that over the years has had one of the lowest finishing rates of any ultra. Any track would be just as flat and just as easy, one might guess, but any 24-hour run will have evidence of runners who have suffered greatly.

Hills offer a change of pace and a change of the stresses on your body. Hard as hills may seem while you're doing them, they may actually make for an easier course.




15. Mileage Guide, Driving From Wrightwood to The Finish Line



Checkpoints (bold)	Mileage to La Cañada	Signpost	Notes
1. Wrightwood	59.06	SB 01.30	Pine Road, Wrightwood. Starting line at the Wrightwood Community Center. There is no gas on the highway until La Cañada. Fuel up!
	57.73	LA 82.27/SB 00.00	L.A. / S.B. County Line
	56.26	LA 80.80	Mountain High East Ski Resort, on left
	55.36	LA 79.90	Big Pines, on right
2. Inspiration Point	53.56	LA 78.10	Blue Ridge Summit, Lightning Ridge and PCT parking on right, Blue Ridge Road, Inspiration Point Parking on left
3. Vincent Gap	50.26	LA 74.80	Vincent Gap, PCT parking
4. Islip Saddle (Medical)	39.56	LA 64.10	Islip Saddle, PCT parking lot on right, closed SR-39 on left
	38.96	LA 63.50	Jarvi Memorial Vista, on left
	38.26	LA 62.80	Beginning of two tunnels
5. Kratka Ridge (Hwy Cross)	37.86	LA 62.40	Mt. Williamson trailhead, at an unnamed saddle, parking area, on right
6. Eagle's Roost	37.06	LA 61.60	Eagle's Roost Picnic Area, PCT parking on left, CalTrans sand shed
	34.81	LA 59.35	Snowcrest Ski Area, formerly Kratka Ridge
	33.71	LA 58.25	Entrance road to Buckhorn Campground, on right
	33.46	LA 58.00	Buckhorn trailhead for Mt. Waterman hike on right, parking on right
	33.16	LA 57.70	Roadside turnout, Buckhorn Peak trailhead, on right
	32.96	LA 57.50	Mt. Waterman Ski Area
7. Cloudburst Summit	32.56	LA 57.10	Cloudburst Summit
10. Three Points	28.26	LA 52.80	Three Points Junction, Three Points Trailhead, Santa Clara Divide Road
12. Chilao (Medical)	26.06	LA 50.60	Chilao Visitor Center turnoff, on right
13. Shortcut Saddle	18.76	LA 43.30	Shortcut Saddle, parking on right
Red Box to Mt Wilson Jct	13.84	LA 38.38	Red Box, Mt. Wilson Road, on left
Clear Creek Jct	9.26	LA 33.80	Junction with Angeles Forest Highway, Clear Creek (Ranger) Station, on right; Clear Creek Information Station, on left (Highway 2)
La Canada	0	LA 24.54	Immediately north of I-210
	Mileage to Chantry	Fwy Exit	
Hwy 2/210 interchange to 210/134 transition are all eastbound	11.25	I-210 E Santa Anita Cyn (north)	Drive up Santa Anita Cyn thru Sierra Madre/Arcadia
15. Chantry Flats	5.00		Sole access to Chantry. Limited crew access depending on local conditions.
	Mileage to Finish Line	Fwy Exit	
Santa Anita Cyn/210 W	7.125	I-210 W Windsor/Arroyo	follow Windsor, R on Ventura, R on Lincoln to W Palm Street
19. Finish Line	1.25		Loma Alta Park, Altadena, CA

16. Checkpoint Chart / Elevation Profile

AC100 Race Course Elevation Profile with primary landmarks. Major climbs shown as gradients at base



Checkpoint	DELTA	Distance	Drop Bag	Crew Access	O'Brien	Koerner	Nielsen	Bon	Fabian	Gustman	Scholz	Ward	Miksell	Cutoff
1. Wrightwood	0		NO	YES	17:35	18:29	19:07	22:00	23:55	25:55:00	27:43:00	30:54	32:51	33:00
2. Inspiration Point	9.3	9.3	NO	YES	6:33am	6:33am	6:41am	6:55am	6:57am	7:03am	7:10am	7:14am	7:24am	5:00am
3. Vincent Gap	4.5	13.85	YES	YES	7:12am	7:09am	7:16am	7:43am	7:43am	7:51am	8:05am	8:06am	8:25am	5:00am
4. Islip Saddle (Medical)	12.06	25.91	YES	YES	9:21am	9:12am	9:32am	10:16am	10:22am	10:46am	11:10am	11:04am	11:54am	5:00am
5. Kratka Ridge (Hwy Cross)	3.23	29.05	NO	NO	-	-	-	-	-	-	-	-	-	-
6. Eagle's Roost	0.84	29.98	NO	YES	10:04am	10:00am	10:23am	11:18am	11:29am	11:49am	12:22pm	12:11pm	1:16pm	2:35pm
7. Cloudburst Summit	7.56	37.54	YES	YES	11:12am	11:20am	11:55	12:57pm	1:19pm	1:39pm	2:25pm	2:11pm	3:46pm	4:30pm
8. Pajarito (Hwy Cross)	0.83	38.37	NO	NO	-	-	-	-	-	-	-	-	-	-
9. Glenwood (Hwy Cross)	2.06	40.4	NO	NO	-	-	-	-	-	-	-	-	-	-
10. Three Points	2.29	42.72	YES	YES	11:52am	12:05pm	12:41pm	1:56pm	2:23pm	2:33pm	3:38pm	3:20pm	5:32pm	6:00pm
11. Mt Hillyer	6.36	49.08	YES	NO	12:50pm	1:06pm	13:51pm	3:17pm	3:44pm	4:01pm	5:02pm	4:53pm	7:17pm	8:00pm
12. Chilao (Medical)	3.72	52.8	YES	YES	1:30pm	1:48pm	2:33pm	4:04pm	4:38pm	4:58pm	5:58pm	6:09pm	8:48pm	9:10pm
13. Shortcut Saddle	6.5	59.3	NO	YES	2:34pm	3:03pm	3:50pm	5:31pm	5:59pm	6:41pm	7:46pm	7:58pm	10:58pm	11:40pm
14. Newcomb's Saddle	8.65	67.95	YES	NO	3:52pm	4:43pm	5:29pm	7:11pm	7:53pm	8:52pm	10:15pm	10:47pm	1:47pm	3:00am
15. Chantry Flats (Medical)	6.6	74.55	YES	YES	4:59pm	6:02pm	6:40pm	8:35pm	9:55pm	10:48pm	12:18am	2:13am	4:40am	5:25am
16. Idlehour Trail	9.02	83.75	YES	NO	6:59pm	8:01pm	8:43pm	11:00pm	12:32am	1:46am	3:34am	6:13am	8:23am	8:45am
17. Sam Merrill Trail	5.5	89.25	YES	NO	8:23pm	9:28pm	10:07pm	12:50am	2:22am	3:49am	5:48am	8:34am	10:45am	11:20am
18. Millard Campground	6.58	95.83	YES	NO	9:32pm	10:41pm	11:19pm	2:09am	4:01am	5:50am	7:40am	10:35am	12:38pm	1:20pm
19. Finish Line	4.7	100.53*	YES	YES	10:35pm	11:29pm	12:07am	3:00am	4:55am	6:55am	8:43am	11:54am	1:51pm	2:00pm

Finally...



Arturo Valdez busts out 20 diamond push-ups at the finish line. Finisher Mari Lemus matches him. 2011 AC100 finish line, Loma Alta Park, Altadena CA

This race is made possible through the generous assistance of our sponsors:



The Angeles Crest 100 Mile Endurance Run, Inc. • 370 West Colorado Street, Arcadia, California 91007 • (626) 627-1871 • ken.hamada3@gmail.com • www.ac100.com



The Angeles Crest 100 is a charter member of the SoCal Ultra Series • <http://www.socalultraseries.org/>
RaceBook designed & produced by larry gassan p/d/p • <http://LarryGassan.com> • Larry@LarryGassan.com